

THE NATIONAL gardener

FALL 2017



PLANT AMERICA
PROJECT

HISTORIC, HARDY
BOXWOOD

REDEDICATION OF
FRIENDSHIP GARDEN

Garden Club Insurance

Lowest Prices, Best Coverage since 1991.



Quote & Buy in 3 minutes

at RVNuccio.com or call 1-800-364-2433

Annual prices starting at:

- Liability Plus \$315.00
- Directors & Officers Plus \$88.00
- Bonding Plus \$83.00
- Accident Medical Plus \$123.00
- Property Plus \$112.00

RVNA[®]
R.V. NUCCIO & ASSOCIATES, INC.



The National Gardener

Fall 2017 | Vol. 88, No. 4

National Garden Clubs, Inc.

5,000 Garden Clubs
165,000 Garden Club Members
50 States and the National Capital Area
60 National Affiliate Member Organizations
330 International Affiliate Member Organizations

Nancy L. Hargroves, President
300 N. Ridge Rd., #76, Richmond, VA 23229-7450

The National Gardener

Patricia Binder, Editor
636-441-0022; patricia.b.binder@gmail.com
Direct all **advertising inquiries** to the editor
TNG subscriptions, changes of address or **NGC**
website inquiries: National Garden Clubs Inc.,
4401 Magnolia Avenue, St. Louis MO 63110-3492,
314-776-7574.

NGC Headquarters

Monday-Friday, 9:00 am - 4:30 pm CDT
4401 Magnolia Avenue, St. Louis, MO 63110
Tel: 314-776-7574 Fax: 314-776-5108
E-mail: headquarters@gardenclub.org
Internet: www.gardenclub.org

Michelle Smith, Ext: 214; Executive Director
Christine Cox, Ext: 218; Member Services
1-800-550-6007 - Orders Only, Please
Bill Trapp, Ext: 212; Accountant
Chris Schmidt, Ext: 211; Accounting Assistant
Katie Roth, Ext: 215; Administrative Assistant
Emily Huck, Ext: 210; Schools Secretary

TABLE OF CONTENTS

President's Message	4
Plant America Project	6
Historic, Hardy Boxwood	8
National Garden Week	10
Landscape Design	12
A 501(c)(3) Primer	16
Innovation in Land Conservation	18
Smokey Bear and Woodsy Owl	19
Garden Clubs 'Dig In' for Communities	20
Gold Star Memorial Marker	24
Gardening Schools	25
Plant America Grants	26
News from NGC Schools	30
Landscape Design Schools	31
Flower Show Schools	33
NGC Schools and Courses	38
The Happy Gardener's Guide	40
Foxes on the Fence	42
Rededication of Friendship Garden	44

THE COVER

A young reader follows the journey of a pumpkin seed in "The Saved Seed," NGC's second early-reader book that provides an introduction to gardening, written to instill the love and appreciation for the life cycle of plants from seeds that originate in nature. Photo of Tessa Bowen by Kristin Bowen.

The National Gardener (ISSN: 0027 9331) (USPS: 595-500) is published quarterly by National Garden Clubs Inc., 4401 Magnolia Avenue, St. Louis, MO 63110-3492 U.S. Subscription Rates: 1 year: \$8; 3 years: \$21. Foreign Subscription Rates: 1 year: \$18; 3 years: \$36. 1 year subscription outside continental U.S., including AIR MAIL: \$36; 3 year subscription outside continental U.S., including AIR MAIL: \$88. Change in name/address - \$1. Single copy - \$2. Postmaster: Send address changes to The National Gardener, National Garden Clubs, Inc., 4401 Magnolia Avenue, St. Louis, MO 63110. Periodicals postage paid at St. Louis, MO.



Nancy L. Hargroves

2017-2019 NGC President

Fall is here, and pumpkins are everywhere. National Garden Clubs has its own pumpkins and jack-o'-lanterns in its new book, "The Saved Seed." The premise is to illustrate for the young child that seeds originally come from nature, not from the store. The subject matter of the book also correlates with the focus on gardening and the theme of Plant America for this administration.

There are two experiences in life that can touch and restore our spirit—spending time with a child and spending time in nature. Both can give us a new perspective on life and can rejuvenate our energy. This book enables us to do both at the same time.

As garden club members, our priority in working with youth has been to expose them to nature. Some of the typical learning activities include planting seeds, planting gardens at schools and harvesting and eating the vegetables that were grown. Seldom do we address the topic of where the seeds come from that are used in these planting activities.

"The Saved Seed" is National Garden Clubs' second youth book for the early reader developed for clubs to use in their youth projects. Its colorful illustra-

tions and narrative follow a seed saved from carving a pumpkin at Halloween through the year, with all the basic steps in gardening that allow it to grow into a vine with new pumpkins for the next Halloween.

When you carve a pumpkin this fall with a young person in a youth project or in your personal life, take time to read "The Saved Seed" together. If your club doesn't have a youth project, consider donating copies of the book to school libraries or public libraries. By placing the club's name in the book as its donor, it then becomes another opportunity for visibility for your club in your community. The books are available on the NGC website at www.shopgardenclub.org/shop/.

"The love of gardening is a seed once sown that never dies," said Gertrude Jekyll, the noted British horticulturist, garden designer, artist and writer. Experience the wonder of nature with children by saving and planting a seed, nurturing it and watching it grow. Share their joy, excitement and sense of accomplishment in the miracle of growing. ■

Nancy L. Hargroves

"The Saved Seed"

As gardeners can attest, one of the many joys of gardening is watching a seed sprout and grow into a plant.

"The Saved Seed" is a beautifully written and illustrated book that takes children on the amazing journey of how a seed extracted and saved from a Halloween pumpkin grows into another pumpkin. The engaging narrative offers young readers a glimpse at how seeds that produce the fruits and vegetables they enjoy originate from plants in nature—not in commercial packaging found in catalogs and retail stores.

"The Saved Seed" provides a wonderful introduction to gardening, written to instill the love and appreciation for the life cycle of plants, as well as how children can experience a sense of wonder and delight in growing their own plants from seeds.

"The Saved Seed" is the second children's book developed by National Garden Clubs Inc. It can be used as an educational tool and resource for garden clubs nationally in youth programs or as a donation to local public or school libraries. "The Saved Seed" also coincides with "Plant America," the singular focus of NGC 2017-2019 President Nancy Hargroves's administration that supports and promotes community service.

ORDER NOW!

"The Saved Seed"

\$10

Member Services
National Garden Clubs Inc.
4401 Magnolia Ave.
St. Louis, MO 63110-3492

Shop online:

www.gardenclub.org

Call:

1-800-550-6007

E-mail:

headquarters@gardenclub.org

Fax:

314-776-5108



INDIANA GARDEN CLUB GETS GROWING WITH plant america

Ambitious rooftop garden therapy project for military veterans fosters pride, reaps health benefits

Plant America, a new national initiative launched by National Garden Clubs Inc., is rooted in community service—and more than 50 United States military veterans at an apartment complex in Gary, Ind., are the first to reap the healthy benefits from a local garden club’s ambitious rooftop garden therapy project.

Hobart Garden Club in Hobart, Ind., located near Gary and southeast of Chicago, Ill., is the first garden club in the nation to be awarded an NGC Plant America Grant from The Espoma Co., a leader in providing natural and organic products for the lawn and garden industry. NGC and Espoma formed a partnership in May to recognize the valuable resources garden clubs



contribute to communities. Based in Millville, N.J., Espoma will award organic plant foods and potting soils toward Plant America projects to 20 NGC-member garden clubs across the U.S.

The rooftop garden therapy project stems from an outreach to the garden club from the manager of the Veterans Wellness program at Methodist Hospitals in Gary, who, in addition to the coordinator for the hospital’s Diabetes Self-Management Education program, was interested in a gardening project that promotes healthy eating for nearby apartment residents. The successful collaboration led to an idea for a therapy garden on the roof of the apartment complex, and garden club members began to research available funding for the project.

In addition to the grant from Espoma, funding also was provided by the hospital. Garden club members worked closely with local

individuals and organizations to help fund the project.

◀ A rooftop vegetable garden gets growing with the help of (pictured left to right) Veronica Walkar-Davis, Frederick Owens, Tony Owens and James Pavelka.



▲ The elevated design of garden planters provides easy access for gardeners.



Vegetable plants are growing and producing thanks to the efforts of garden club members and veterans. ▲

garden centers that offered discounted plants and vegetables—resulting in the cultivation of 800 plants, including 20 different types of vegetables.

Daily meals for the veterans are supplemented by the abundant, healthy produce they grow. In addition, kitchen staff members at the hospital volunteered to assist in harvesting and storing vegetables.

‘The best garden therapy ever’

As members of National Garden Clubs can attest, gardening offers myriad health and therapeutic benefits. “The residents assist with planting vegetables and through their gardening efforts, experience the best garden therapy ever,” said James Pavelka, member of Hobart Garden Club. In addition, garden club members hung attractive plants in hanging baskets around the area, which now serves as a gathering place and social hub for apartment residents.

Hobart Garden Club members will provide ongoing gardening support. The garden club’s future plans include raising funds for the construction of a greenhouse at the complex so veterans can enjoy gardening year-round, as well as building a large garden on ground level to provide produce for the community.

The scope of Plant America projects

includes community beautification and/or restoration; community gardens; school and/or classroom gardens; landscaping for Habitat

for Humanity homes; landscaping for Blue Star Memorial Markers; the implementation of environmental practices; or a public event that offers horticultural or environmental education.

“...resulting in the cultivation of 800 plants...”

Individual NGC member garden clubs may apply for a grant up to \$1,000 toward direct expenses for projects from the Plant America Community Project Grant program.

“For nearly 90 years, NGC members have tapped into the gardening needs of their local communities. These community-service efforts—often accomplished with limited resources—forge relationships, strengthen community ties and fill a need for sources of food or create beautiful public spaces,” said NGC President Nancy Hargroves. “The NGC Plant America Community Project Grant program, along with like-minded partners such as The Espoma Co., provides NGC members with needed funds to put garden plans into action.” ■

Photos courtesy of Hobart Garden Club

the boxwood - MAN'S OLDEST GARDEN ORNAMENTAL

I have been in love with the plant Buxus, or boxwood, for more than 40 years. I cherish all of my specimens and look forward to years of joy from this remarkable evergreen shrub.

Apparently, I'm not alone in my enthusiasm for this plant. According to The American Boxwood Society, 13 million boxwood plants are sold each year in the U.S., which translates to more than \$100 million in annual sales. Buxus is a wonderful ornamental plant to add to your landscape. The National Boxwood Collection at the United States National Arboretum in Washington D.C. contains more than 700 Buxus accessions, making it one of the most complete living collections in the world.

Medicinal fossils of Buxus have been discovered in 20 locations throughout Europe, some dating back 22.5 million years. The plant symbolized immortality, and it was used in religious rites and festivals, with many plantings found in

shrines and cemeteries. The ancient Egyptians were the first to use clipped hedges of boxwood as an ornamental in gardens from about 4,000 B.C. Furniture made from boxwood often was found in the tombs of Egyptian rulers.

Boxwood was widely planted in Europe, particularly in Italy, France and England. The first plantings in North America were at the Long Island Plantation in 1652. These plantings were of the cultivar *Buxus sempervirens*, "Suffruticosa." This plant, the English boxwood, became the most widely grown plant in the new world.

The wood of the boxwood is heavy and dense; making the timber valuable. Among its many early uses included furniture, musical instruments, spinning tops, combs, jewel cases, inlay materials, veneers, false teeth, ornamental cornices and the ubiquitous folding tape measure.

Buxus means "box." The family of Buxus is Buxaceae. Sempervirens means

evergreen. The plant is a broadleaf evergreen shrub, and it can be of dense or open habit, with a single or multi-branched trunk. Leaves are short, simple, leathery and without hair. Small yellow flowers appear in early spring. The ovoid-shaped fruit capsule features three horns and six seeds. There are nearly 200 registered cultivars, with at least 145 available commercially. New cultivars are always being developed. Boxwood is a superb landscaping specimen for privacy enclosures or hedges; highlights or fame flower plantings; landscape intrigue; pattern designs; year-round color interest; container plantings; or with Bonsai, Parterre and topiary plantings. Its aroma and texture provide a multitude of artistic ideas for floral designs and crafts, especially in holiday decorations.

GROWING CONDITIONS

- Location is very important. Plant in protected areas, away from winter winds and full sun as excessive sunlight may scald leaves.
- Salt-sensitive.
- P.H. 6.5-7.2.
- Fertilizer. 10-10-10 in spring, every three-to-four years.
- Loamy soil, does not like "wet feet."
- Avoid root compaction from nearby trees and shrubs.
- Mulching is recommended.
- Pruning and thinning are necessary. Adequate light and air circulation create growth on entire length of branches.

PROPOGATION

- Stem cuttings, July to December.
- Layering.
- Seedlings from fruit capsule.

PESTS

- Leaf Miner may cause a blistering of young leaves in late summer.
- Mites cause a stippling of older leaves in the summer.

- Psyllid causes a cupping of new leaves in spring.
- Scale causes waxy white or brown bumps on twigs.
- Webworm forms webs on inner branches in the summer.

DISEASES

- Boxwood Blight, caused by a fungus, is a leading concern today.
- Phytophthora causes wilting and discoloration to foliage.
- Macrophoma Leaf Spot causes tiny black, raised spots on the underside of leaves.
- Voluntella causes canker-browning of leaves and twigs. A pink fuzz-like growth on the undersides of leaves or a wound sunken beneath the bark may also be evident.
- Nematodes cause wilting, stunting, yellowing of foliage.

CONTROLS

- Use proper planting conditions and gardening care.
- Prune regularly.
- Cultural. The best long-term management strategy is to purchase and develop plants that are blight-tolerant.
- Chemical. Use fungicides, horticulture spray oil or insecticidal soap.
- Please remember to always purchase healthy plants from reputable nurseries.

For more information, contact The American Boxwood Society at www.boxwoodsociety.org. ■

Gail S. Corle

NGC Liaison to Plant Societies Chairman
gcorle1214@gmail.com

 Photos by Gail Corle



CELEBRATING National Garden Week

“Share the Beauty Day” is an ongoing project sponsored by the Council of Albuquerque Garden Clubs Inc., N.M. The club schedules the event each first Monday in June to mark the beginning of National Garden Week. Garden club members work all year to transform empty soup or vegetable cans into lovely floral containers in anticipation of the event. This year, 700 floral designs were decorated and delivered to nursing home residents in the Albuquerque area. In addition, club

“...700 floral designs were decorated and delivered...”

members were honored to have Vincent Cuoghi, a veteran of World War II, assist with the project. Cuoghi, accompanied by his daughter, Master Gardener Teresa Edens, delivered patriotic floral displays to patients at the Raymond G. Murphy VA Medical Center. The club members greatly appreciate his service not only then—but now! ■

 Photos courtesy of Council of Albuquerque Garden Clubs Inc.



Spring Green Garden Club in Carmel, Ind., marked 2017 National Garden Week by dedicating the Little Free Library at the Plots to Plates Organic Community Garden on the campus of Carmel Middle School.

Now in its fifth growing season, Plots to Plates Organic Community Garden, administered by Carmel Clay Schools, was repurposed on vacant land behind the middle school and provides food for the community, as well as a unique learning experience for students. Garden plots measuring 4 feet by 15 feet, are leased for a nominal annual fee to community members. The garden includes 98 community member garden plots, with

“...the garden includes 98 community member garden plots...”

320 square feet dedicated to growing produce for middle school student lunches, as well as four plots for growing produce for local food pantries. ■

 Photo courtesy of Spring Green Garden Club

Spring Green Garden Club dedicated the Little Free Library in the Meditation Garden at a community organic garden at Carmel Middle School in Carmel, Ind. The club donated “The Frightened Frog: An Environmental Tale,” NGC’s first early-reader book, and plans to keep the free library stocked with books on gardening and conservation for children, as well as adults. Pictured left to right: Cathy Weber, Daryl Farrington, Lana Compo, Lucy Mikula, Rosemarie Springer, Shirley Wagner, Eula Megli and Marcia Bothwell. Spring Green Garden Club is a member of The Garden Club of Indiana Inc.

Landscape

DESIGN **SOMETHING FOR EVERYONE**

Many people are attracted to the various aspects of landscape architecture, a multi-disciplinary field that incorporates botany, horticulture, the fine arts, architecture, industrial design, soil sciences, environmental psychology, geography and ecology.

According to the American Society of Landscape Architects, www.asla.org, landscape architecture tells us that it is:

- Parks and shows us a new generation of waterfront parks
- Campuses and shows us a courtyard and green roof that absorbs stormwater runoff
- Memorials
- Reuse and illustrates taking land abandoned from one use and reworking it into something boldly new
- Residential Design
- Rain Gardens and shows us a system of rainwater harvesting and drainage that makes visible the movement of water throughout the landscape
- Urban Revitalization
- Ecological Restoration illustrated by the transformation of a sheep farm into a wildlife sanctuary
- Green Roofs providing an example

of one that cools the air and absorbs stormwater while producing 1,000 pounds of organic food annually

- Transportation—illustrated by a linear park.

Landscape design has something for everyone. In addition, this field of study is constantly evolving and changing, which provides a good incentive to take

new NGC Landscape Design courses, even if you have previously taken them.

“Green infrastructure also can be designed to deal with the needs of wildlife...”

‘Green’ Infrastructure

Nature is also infrastructure. “Nature can be harnessed to provide critical services for communities, protecting them against flooding or excessive heat, or helping to improve air and water quality, which underpin

human and environmental health. When nature is harnessed by people and used as an infrastructural system, it’s called **green infrastructure.**” — American Society of Landscape Architects

Smart regional and metropolitan planning should incorporate green infrastructure to guarantee that communities have a livable environment, with clean air and water. Green infrastructure also can be designed

to deal with the needs of wildlife by providing systems of corridors or greenways that enable movement through human settlements. Those corridors can also be beautiful places that people want to live near. Green infrastructure is also park systems and urban forests, with trees being a critical piece in the system. Constructed wetlands are a way to harness nature to manage water locally and provide wildlife habitat. Green infrastructure for transportation systems, green streets, and green roofs can bring the benefits of nature to the built environment.

Researchers are working to prove that green infrastructure works. These systems can be more cost-effective than old models of gray infrastructure, which is the most traditional option, and provide benefits for people and the environment.

Landscape Ecology

Emerging trends expand the approach to the role of vegetation in planting design. Designers are stepping away from the role of curator of gardens, where plant species are selected and placed according to a theme in a created setting. Designers now adopt the role of steward to naturally occurring processes that govern the development of plant communities. This contributes to an understanding of ecological principles to guide the design, planting and maintenance of landscapes. The result is that less energy and resources are used to maintain and provide greater environmental benefits.

The study of **landscape ecology** has made an impact on the way landscape designers and planners think about open space and promotes green infrastructure to provide cost-effective systems that protect and restore natural resources. “The Principles of Ecological Landscape Design” by Travis Beck translates the science of ecology into design practices



Remember to ‘BEE WISE!’

- Take pictures of your pollinator gardens to share with others.
- Make sure there’s appropriate food for pollinators whenever they’re active in your area.
- Register your gardens at:

**million
pollinator
gardens.org**

Tell them you’re from **NGC!**

Becky Hassebroek
MPGC Liaison
beckyhase@aol.com

for students and professionals.

What can a landscape architect do for you?

Landscape architects offer an essential array of services and expertise and use their technical and artistic talents to plan and design the built environment. They formulate graphic and written criteria (including drawings, construction documents and specifications) that govern the allocation, arrangement and construction of land

“Landscape architects play a vital role in private sector projects...”

elements and water resources. Typical landscape architecture plans for a residential project might include a site analysis, the location of the house and other structures, design of driveways and walks, patios, water features, and selection and placement of plants on your property. Detailed

plans prepared by a landscape architect could also include grading and drainage, irrigation systems, erosion control measures, lighting plans, trellises, shade structures, fire safety zones and other landscape features.

Landscape architects play a vital role in private sector projects, including visual analysis, historic preservation, site planning, master planning, environmental planning and design.

States regulate landscape architects through licensure because of the impact of the profession on public health, safety and welfare. The website for your state’s licensing board may contain information about the profession and services, as well as laws, regulations, policies and a place to search for licensees.

Please consider attending a course in NGC’s Landscape Design Schools to learn about this vast field of study. Keep checking back to learn about new developments in the field. Consult your state licensing website for local resources and reference the ASLA website for information about the states and schools that provide degreed programs. The Landscape Architecture

Department sites of these schools can provide additional resources. ■

Greg Pokorski

Chairman, Landscape Design Schools
GregPokorski@earthlink.net

References:

American Society of Landscape Architects, www.asla.org.

Landscape Architects Technical Committee—State of California. www.latc.ca.gov.

“Selecting a Landscape Architect for Residential Projects.” www.latc.ca.gov. Landscape Architects Technical Committee—State of California, ©2016 State of California.

“Selecting a Landscape Architect for Private Development Projects.” www.latc.ca.gov. Landscape Architects Technical Committee—State of California, ©2016 State of California.

“Selecting a Landscape Architect for Public Sector Projects.” www.latc.ca.gov. Landscape Architects Technical Committee—State of California, ©2016 State of California.



PLANT AMERICA

The Plant America initiative, NGC President Nancy Hargroves’s signature project, emphasizes the cornerstone elements of gardening: the variety of garden types; healthy, sustainable gardens; awareness of environmental issues; and resources to provide needed funds to put garden plans into action. Stock up on these national promotional items!

BUTTON MAGNET
\$2 each | \$15 for package of 10
FLEXIBLE 5" x 5" MAGNET
\$5 each

ORDER NOW!

NGC Member Services
National Garden Clubs Inc.
4401 Magnolia Avenue
St. Louis, MO 63110-3492
Shop online: www.gardenclub.org
Call: 1-800-550-6007
E-mail: headquarters@gardenclub.org
Fax: 314-776-5108

HOW TO FILE FOR YOUR GARDEN CLUB'S 501(c)(3) status

Has your garden club filed for a 501(c)(3) status with the IRS? You know it's important!

There are many things your garden club can't do because it hasn't obtained its status, such as:

- You are unable to apply for grants.
- Donors to your club will find their donations are not tax-deductible.

The 501(c)(3) status doesn't automatically happen. You need to apply for it. So, what is it exactly?

A **501(c)(3) organization** is a corporation, trust, unincorporated association, or other type of organization that is exempt from federal income tax under section 501(c)(3) of Title 26 of the United States Code.

According to the IRS website, organizations described in section 501(c)(3) are commonly referred to as charitable

organizations. Garden clubs typically qualify. However, you may have heard horror stories about

- The amount of time it takes to apply.
- The amount of knowledge you need to fill out the forms.
- How expensive it is.

Well, no more! The IRS has streamlined the process. If your annual gross receipts total \$50,000 or less, your garden club can use the new IRS 1023-EZ form to apply. You don't need to be incorporated, and you don't need to pay a tax professional or an attorney to do it for you. It's easy, quick, costs only \$275 and you should have your tax-exemption status within two weeks from filing. Just follow these instructions:

1. **Get an EIN (employment identification number, also known as a federal tax identification number).**

- Go to <https://www.irs.gov/businesses/small-businesses-self-employed/apply-for-an-employer-identification-number-ein-online>
 - Click on "apply online now" during regular business hours and follow the instructions.
 - When you're finished, be sure to print your confirmation notice.
 - Even if you have a current EIN number, and if you haven't filed taxes within the last three years, it will go dormant. If you use it to apply for your tax-exempt status, you will need to start all over again and wait for a refund of your first payment. If there's any question in your mind, just apply for a new one. Make sure you apply for the EIN number with the exact name you will be using for your tax-exempt status.
2. **Set up an account and pay the \$275 fee.**
 - Go to www.pay.gov and enter "Form 1023-EZ" in the search box.
 - The first item will be the "Streamlined Application for Recognition of Exemption under Section 501(c)(3)." That's what you want!
 - Click on "Continue to the Form." Select "Create an Account" to put in your bank account information or your debit or credit card.
 - After you create the account, be sure to write down your username and password. Then "Continue to the Form." You may need to sign in again with your username and password.
 3. **Form 1023-EZ is quite simple.** Check the box to attest that you have completed the worksheet. In Part

I: Put in your club's name (exactly as shown on your EIN), your new EIN number, the month your tax year ends, and contact information. The user fee submitted is \$275. You will list the names, titles and mailing addresses of your officers. If the person applying is not an officer, make sure you list his or her contact information as an "Advisor."

4. **In Part II: Check whether you are a corporation or an unincorporated association.** Check the box that indicates you have the necessary organizing document. Add the date you were incorporated or formed, and in what state. Check the box in #5. Check the box in #6. Check the box in #7. If your organizing documents don't contain this information, be sure and have them revised immediately.
5. **In Part III:** Enter the code "C42." Check "Charitable" and "Educational" in #2. Check the box in #3. Answer "No" to questions 4 through 11.
6. **In Part IV:** Check the box under 1b.
7. **In Part V:** Leave it blank.
8. **In Part VI:** Check the box and type the name of the signer, title and date.
9. **Submit the form.** You can expect to receive your 501(c)(3) status letter by mail within two weeks!

You will be required to file a 990N postcard annually – that is also online and you will receive a letter from the IRS explaining how to do that. That is also very simple to do.

Congratulations! You are now a 501(c)(3) club! ■

Becky Hassebroek

Treasurer, Pacific Region Garden Clubs Inc.
becky@hasse@aol.com

Form **1023-EZ**
(June 2014)
Department of the Treasury
Internal Revenue Service

Streamlined Application for Recognition of Exemption Under Section 501(c)(3) of the Internal Revenue Code

▶ Do not enter social security numbers on this form as it may result in a denial of your application.

▶ Information about Form 1023-EZ and its separate instructions is available on the IRS website.

Check this box to attest that you have completed the Form 1023-EZ Eligibility Worksheet for exemption using Form 1023-EZ, and have read and understand the requirements.

Part I Identification of Applicant

1a Full Name of Organization _____ c City _____

1b Address (number, street, and room/suite). If a P.O. box, see instructions. _____

2 Tax Year Ends (MM) _____ 4 Person to Contact _____

INNOVATION IN LAND CONSERVATION

environment and land conservation

Protecting our lands is extremely important. Anything that affects our lands also may impact air, water and wildlife. This fall, we can make small changes to protect our lands. Ideas include:

- Wait until spring. Rethink the annual fall yard and garden cleanup.
- Gone to Seed. Flowering plants that have gone to seed provide a source of food for birds throughout the colder months.
- Protect what's already there. Provide a protected place for eggs of beneficial insects. Some beneficial insects lay their eggs in the fall and a fall cleanup can destroy critical areas. For example, certain species of moths have cocoons that won't hatch until spring. In cleaning out my yard this past spring with one of my granddaughters, we discovered a cecropia moth cocoon. Had we cleaned up in the fall, we would have missed the beautiful moth that emerged from the cocoon that spring.
- Save your topsoil by turning it in the spring. Winter winds often blow away valuable topsoil. Many farmers in our area practice no-till farming to save critical topsoil.
- "Leaf it be." Use fall leaves as mulch for your garden. In placing fall leaves

around tender plants, bushes and trees, we not only protect them from harsh winter conditions, but nutrients are added to the soil. In addition, the practice of leaf burning negatively impacts air quality.

“Use fall leaves as mulch for your garden.”

Be a champion of the environment. By waiting until spring to clean up our yards, we're helping wildlife, saving our beneficial insects, adding nutrients

to our soil, helping our air quality and saving our topsoil from eroding. It's a win-win situation! ■

Marian M. McNabb
Chairman, Environmental Concerns and Conservation
gwmmm@lowatelecom.net



smokey bear and woodsy owl

Khushi Patel, a fifth-grade student from Germantown, Tenn., is the 2017 NGC Grand Prize winner of the Smokey Bear and Woodsy Owl Poster Contest. Patel also won the award in 2016. Patel's winning posters have been sponsored by Suburban Garden Club of Germantown, one of Tennessee's oldest and most

active garden clubs. The annual contest marks the collaboration of NGC and the U.S. Forest Service, a partnership that has spanned over 50 years. ■

Jennifer Moreno
Chairman, Smokey Bear and Woodsy Owl Poster Contest
moreno_jen@aps.edu

▶
Woodsy Owl posing with 2017 NGC Poster Contest Grand Prize winner, Khushi Patel.



Cultivate our Garden Community

WITH GARDENING TIPS, IDEAS AND PROJECTS

Members of National Garden Clubs are a wealth of knowledge and information on all things in the garden.

Do you, or your club, have gardening tips, tricks, ideas or project successes to share?



The National Gardener would like to tap into your skills and talents, as well as showcase your favorite projects.

PLEASE SEND:

- **A brief description** of your idea or how a unique project fostered success.
- **A photo or two** of your project is welcome. Photos must be high resolution 300 dpi with photo credit information provided.

SEND TO:

Patricia Binder, editor
The National Gardener
patricia.b.binder@gmail.com

GARDEN CLUBS INSPIRE, 'DIG IN' FOR their communities

The Vin Scully Garden at the Alfred B. Nobel Charter Middle School in Northridge, Calif., honors the legendary American broadcaster. Scully called the play-by-play for the Los Angeles Dodgers starting in 1950 and retired in 2016—the



longest tenure of any broadcaster with a single team in professional sports history. Southern California Garden Club contributed to the purchase of stepping stones and provided an Arbor Day ceremony. The garden includes a creek bed, bridge and sitting area. ■



Photos courtesy of Southern California Garden Club

Members of Southern California Garden Club, with financial assistance from the club, as well as from a grant from Ames Companies

Inc. for tools and materials, restored a pre-school garden at Mid Valley YMCA in Van Nuys, Calif.

Club members collaborated with the pre-school

director to design the garden to fit the school's needs. A local contractor moved and leveled dirt and raised garden boxes were constructed and installed. The garden was planted by individual classes at the pre-school. Students participate in many hands-on learning activities, including tending to the vegetables grown in the garden.

An official dedication of the garden was held in April. ■

Photos courtesy of Southern California Garden Club



The Tri-Village Garden Club, which comprises the Villages of Bartlett, Hanover Park and Streamwood in Illinois, sold tickets to its garden walk in July to raise the money for We Grow Dreams of West Chicago, Ill. The nonprofit organization offers job-training and opportunities for people with disabilities at the We Grow Dreams Greenhouse & Garden Center, a year-round business that supplies a variety

of annual and perennial plants, vegetables and herbs available for retail and wholesale purchase as well as potted plants, hanging baskets, handmade garden art, personalized garden bricks and stepping stones. The Tri-Village Garden Club is a member of The Garden Clubs of Illinois Inc. ■

Photo courtesy of Tri-Village Garden Club



▲ Wally Groble, left, president of the Tri-Village Garden Club presents a check for \$750 to Gregg Bettcher, director of We Grow Dreams.

Residents of the Tennessee State Veterans Home in Murfreesboro, Tenn., enjoyed flowers, herbs and vegetables planted in beds this summer by Murfreesboro's Garden Lovers Club.

The club, celebrating its 80th anniversary this year, selected the project to honor U.S. military veterans and to coincide with "Planting Tennessee with Seeds of Kindness," the 2017-2018 theme of Tennessee Federation of Garden Clubs Inc., and Plant America, a national initiative launched by NGC and signature

Members of Garden Lovers Club gather around their project. Pictured left to right: Jean Hillman, Peggy Nelson, Linda Peterson, Carol Hackney, May Glover, Lucille Conley, Mary Jane Lavender, Judy Stacey and Nancy Harris.



▲ LEFT: Pictured left to right: Garden Lovers Club President Linda Peterson, Murfreesboro Vice Mayor Madelyn Scales Harris and retired U.S. Navy Cmdr. Bill Hollingsworth. RIGHT: Garden Lovers Club members Cathy Crabtree (left), who made a Plant America sign marking the club's project, with Jean Hillman (left), project chair, at Tennessee State Veterans Home in Murfreesboro, Tenn.

program of 2017-2019 NGC President Nancy Hargroves. In spring, club members prepared the soil in six raised beds and planted annuals, perennials, herbs and vegetables, including squash, cucumbers and cherry tomatoes. Local businesses donated to the project. The garden provides beauty, and residents are given the opportunity to tend the gardens, as they tended to their own backyard gardens in earlier years. A formal dedication of the garden was held in June. ■

Photos courtesy of Garden Lovers Club

Creative Floral Arrangers of the Americas

Proudly Presents
International Designer
Carla Barbaglia



Italian designer, **Carla Barbaglia**, featured presenter for the CFAA 2018 Seminar has participated in all of the WFA Seminars since Toronto and all of the WFA shows from Paris 1990 to Dublin 2014. In New Zealand 1996 she represented Italy in the Honorary Exhibition, in Yokohama, Japan she was one of the demonstrators in the International Demonstration alongside representatives from Pakistan, Russia, Japan and the U.S., and at WFA Boston she was the Italian judge. As a competitor she has received awards in Italy and abroad, winning the gold at Monte Carlo for four consecutive years.

She has tutored and demonstrated extensively abroad, many times in Britain as well as Australia, Barbados, Bermuda, France, Japan, Kenya, Pakistan, Malta, Oman, Northern Ireland, Uruguay, South Africa, New Zealand and the U.S. She has written articles for the British magazines "*Flower Arranger*" and "*Flora International*."

Carla is a teacher, demonstrator and international judge of I.I.D.F.A. Sanremo, the Italian Institute of Flower Arranging for Amateurs where she learned floral art in the early '80s. She was born and still lives in a seaside resort on the Ligurian Riviera.

In addition to her CFAA 2018 Sunday morning program, "*Strength and Lightness in Floral Art*," she is teaching two afternoon workshops: "*Italian Mass in Different Shapes*" on Thursday and "*Layered Design*" on Friday.

CFAA 2018 Seminar ***"A Designer's Journey"***

February 22 - 25, 2018
Orlando Airport Marriott Lakeside, Orlando, FL

Featuring
International Designer: ***Carla Barbaglia***, Italy
And Stateside Designers:
Bobbie Lingard
Lorene Junkin
Mayfair Hydro
Candace Morgenstern

Register now and Experience 5 Fantastic Design Presentations
Participate in 4 Exciting Hands-on Workshops*
View 60 + Kaleidoscope Designs and have access to Fabulous Vendors

Thursday, February 22nd

*Carla Barbaglia Workshop – "*Italian Mass in Different Shapes*" \$200.00

Friday, February 23rd

*Bobbie Lingard Workshop – "*Wired for Design*" - \$100.00

*Carla Barbaglia Workshop – "*Layered Design*" - \$200.00

*Candace Morgenstern Workshop – "*A Winter's Yarn*" - \$100.00
Bobbie Lingard Program – "*Heart and Soul*"

Saturday, February 24th

Lorene Junkin Design Program – "*The Challenge of Creativity*"

Mayfair Hydro Design Program – "*A Designer's Journey*"

Candace Morgenstern Design Program – "*Contemporary Nature*"

Sunday, February 25th

Carla Barbaglia Design Program – "*Strength and Lightness in Floral Art*"

Registration begins October 1, 2017

Full Seminar Registration includes all 5 Design Programs and 4 Meals - \$325.00

Saturday Only Registration includes 3 Design Programs and 2 Meals - \$225.00

***Advanced registration and additional fees required for all workshops. -limit 40**
Seminar open to CFAA members only – Join today!

Registration forms will be available on CFAA's new website www.creativefloral.org October 1st and distributed in the Fall *Design Dimensions*. For more detailed information on this amazing seminar, visit the website. Questions? Contact: Maureen Tuber, Registrar, ne-tube@earthlink.net or (407) 844-2882.

gold star memorial marker DEDICATED TO THE 'FALLEN FIVE' IN TENNESSEE

A Gold Star Memorial Marker honoring the families of the five U.S. servicemen who lost their lives on July 16, 2015, in a domestic act of terrorism in Chattanooga, Tenn., was dedicated on July 14, 2017, near the U.S. Naval Reserve. The somber dedication ceremony included a selection of music from traditional bagpipes and the presentation of colors. Speakers included Sen. Bob Corker, R-Tenn. Lookout Mountain Beautiful Garden Club of Tennessee Federation of Garden Clubs Inc. sponsored the Gold Star Memorial Marker. ■

 Photos by Lane Park Photography



▲ Lookout Mountain Beautiful Garden Club members (left to right): Penny Simmons, chairman, District III, NGC Blue Star Memorial Marker and Gold Star Memorial Marker programs, Candace Chazen, director, District III and Carol Lin.

Sen. Bob Corker, R-Tenn., opens the dedication ceremony of the Gold Star Memorial Marker honoring the families of the "Fallen Five," in Chattanooga, Tenn. ▼



GARDENING SCHOOLS national consultants day

When presented with the idea of working on a community project for National Consultants Day, I have to admit I was intrigued. What good is becoming a Gardening School consultant, if I don't share the knowledge? After meeting with and sharing ideas with various members of the Florida Federation of Garden Clubs, Inc., I decided to reach out to a local senior center and ask if they would like to have someone come in and give a presentation. I received a very enthusiastic "YES!"

My presentation, "Plants that Clean the Air," was prepared by Anita Neal, agent for University of Florida Extension. This program recently had been presented at a Gardening School class, and seemed appropriate considering that many seniors spend much of their days indoors. The recreation director and I worked together. She contacted a retail garden center of a leading national chain, which donated clay flower pots and potting soil. Our Gardening Consultants Council donated the plants—English ivy.

During the presentation, there was plenty of interaction with attendees—questions, comments and stories. We had so much fun! We distributed the English ivy plants, pots and extra soil. The attend-

ees asked about light, water and fertilizer during the repotting process.

This was a fantastic experience! I was invited to return for additional presentations, and plan to present "The Misunder-

stoods," a fun and informative NGC Environmental School Course II class that entails the many ecological benefits of critters that commonly appear in our South Florida yards—everything from spiders and snakes to opossums. I plan to divide this presentation into two classes to allow for ample discussion time.


This was a rewarding, learning experience. There are so many venues at which we can share our

environmental, gardening and landscape design knowledge with people who are eager to learn. Why devote many hours to develop a presentation that may only be used once? There is a wide array of presentations developed by instructors who are willing to share them with you!

An added bonus from my experience—two attendees became garden club members! ■

Nancy Richards

*Boca Raton Garden Club
The Hamlet Garden Club
State Chairman, Florida Environmental School*



“ Adopting a roadside or public planting garden project is a perfect way to embrace NGC’s new Plant America program. I welcome your club’s ideas, plans and project photos. Apply for a Plant America Community Project Grant today! ”

Vickie Godwin
*Chairman Roadside and
 Public Plantings Chairman*
 vickiegodwin@gmail.com

Does your club have a great idea for a project in your community...but not enough funds to implement it?

National Garden Clubs can help!

Apply for a PLANT AMERICA Community Project Grant



What types of project can apply?

- Beautification and/or restoration
- Community gardens
- School gardens/classrooms
- Habitat for Humanity landscaping
- Blue Star Memorial Marker landscaping
- Implementation of environmental practices
- A horticulture or environmental educational event for the public

It’s easy:

- Fill out the application form
- Email the application form to PLANTAMERICAGRANTS@gmail.com by November 1, 2017

Winners will be notified by January 31, 2018.

Project must be completed by May 2019.

Application and Guidelines are on the NGC website: www.gardenclub.org

PLANT AMERICA Community Project Grants

National Garden Clubs Inc. has established a new grant program for clubs entitled PLANT AMERICA Community Project Grants with a simple application process. The purpose of the grant program is to provide financial support for new or existing club projects

“The purpose of the grant program is to provide financial support for new or existing club projects...”

in their respective communities all across the United States. This fund will be a permanent fund with grants being given for each two-year administration.

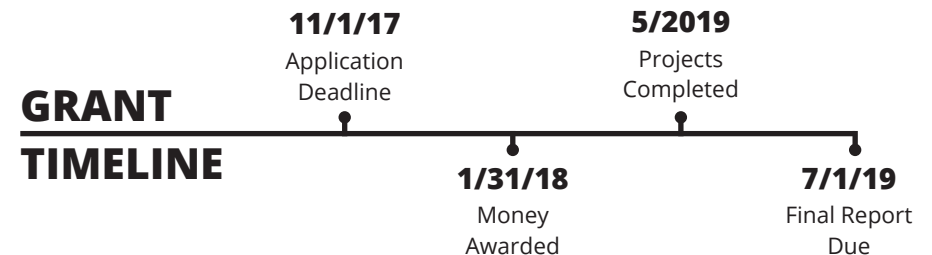
The first grants will be given during the 2017-2019 administration. Individual garden clubs that are members of National Garden Clubs Inc. may apply for funds up to \$1,000 for the direct expenses of projects. The deadline

for applications is November 1, 2017. Recipients of grants will be notified, and all money will be awarded by January 31, 2018. Projects must be completed by May 2019. Final reports are due within two months after the completion of the project or by July 1, 2019.

Projects submitted for receiving a grant may be a joint venture with another organization/s. The scope of these projects in communities may include:

- Beautification and/or restoration
- Community gardens
- School gardens/classrooms
- Landscaping for Habitat for Humanity Homes
- Landscaping of Blue Star Memorial Markers
- Implementation of environmental practices
- A horticulture or environmental educational event for the public and/or youth

Application forms, funding guidelines and final report forms are available on the NGC website. ■





PLANT AMERICA

Community Project Grants Guidelines

The PLANT AMERICA Community Project Grants Program is sponsored by National Garden Clubs, Inc. for new or existing club projects in their respective communities. Projects may be a joint venture with another organization/s. The scope of these projects may include:

- Beautification and/or restoration
- Community gardens
- School gardens/classrooms
- Habitat for Humanity landscaping
- Blue Star Memorial Marker landscaping
- Implementation of environmental practices
- A horticulture or environmental educational event for the public

Grant Amount: Up to \$1,000.00 is available to be used for direct expenses of projects.

Who May Apply: Individual garden clubs that are members of National Garden Clubs, Inc.

Application Deadline: November 1, 2017

Recipients of grants will be notified, and all money will be awarded by January 31, 2018. Projects must be completed by May 2019, and final report forms are due by July 1, 2019.

How to Apply:

Application and final report forms are available on the NGC website, www.gardenclub.org

Send the completed application form and budget to:

PLANTAMERICAGRANTS@gmail.com

Program Criteria:

In evaluating grant applications, priority will be given to programs that emphasize one or more of these elements:

- Impact and scope of project
- Benefits and visibility in community

- Involvement and participation by club members
- Collaboration with other community groups
- Clearly stated plan for future maintenance and/or monitoring of the project

Funding Guidelines:

Grants will not be provided for:

- Projects in which the club does not participate in some aspect
- Purchase of Blue Star Memorial Markers
- Competitive Flower Shows
- Private gardens
- Eagle Scout projects
- Salaries or benefits of personnel
- Political action programs
- Capital drives and building funds
- Scholarships and endowments
- Lawsuits and litigation
- Overhead costs

Final Report:

1. Deadline: within two months after the completion of the project or by July 1, 2019
2. Send the following:
 - A short one-page report describing the project including photos
 - A copy of the final financial report including all income and expenses
 - A copy of any publicity

NOTE: Please indicate if permission has been given for use of photos by NGC in print or on the website. A release form for adults and minors can be found on the NGC website: <http://www.gardenclub.org/about-us/press-room/minor-image-release.aspx>



PLANT AMERICA

Community Project Grants Application

DEADLINE: NOVEMBER 1, 2017

Date of Application:

Name of State Garden Club:

Applicant (Club):

Contact: (Name of individual representing club)

Address:

Email:

Phone:

New Project: Yes___ No ___ **Beginning date:** _____ **Completion date:** _____

Amount Requested (up to \$1,000): _____ **Total Project Budget:** _____

Description of Project:

Brief description of how the funds will be used:

Brief statement of any in-kind or volunteer services:

Judging is based on the following Scale of Points:

• Impact and scope of project	30
• Benefits and visibility in community	30
• Involvement and participation by club members	20
• Collaboration with other community groups	15
• Application form complete	<u>5</u>
Total	100

Attach: Budget

Email or mail the completed application form and budget to:
 Betty Cookendorfer PLANTAMERICAGRANTS@gmail.com
 10659 New Biddinger Road
 Harrison, OH 45030-9522

Application is available in a Word document at www.gardenclub.org/PLANT AMERICA GRANTS

NEWS FROM ngc schools

Any NGC member involved in NGC schools, including consultants, students, state, region and national schools chairmen, please note that the NGC Board of Directors approved the following changes at the board meeting in Richmond, Va., on May 18:

“That all educational schools names be consistent by only having a subject name before “schools.” Environmental Studies Schools are now Environmental Schools. Gardening Study Schools are now Gardening

Schools. There is no change to the names of Landscape Design Schools or Flower Show Schools.

Thank you for your patience as information that reflects these changes on the NGC website will require time and budget. In the interim, please continue to use the existing schools forms. However, the schools will move forward in implementing the changes internally.

The \$5 registration fee for all NGC schools—Environmental Schools, Flower Show Schools, Gardening Schools and Landscape

Design Schools courses, symposia, refreshers and multiple refreshers—was eliminated as of July 1, 2017. There is no change in fees for testing or refreshing.

Please contact the applicable NGC Schools chairman with any questions you may have. ■

Barbara Hadsell
Gardening Schools
BarbaraHadsell@cs.com

Greg Pokorski
Landscape Design Schools
GregPokorski@earthlink.net

Pat Rupiper
Environmental Schools
PatRupiper@gmail.com

landscape DESIGN SCHOOLS

“We are too quickly losing important landscapes in this country to development—and I worry that if we do not act to protect them now, future generations will grow up in a profoundly different world.”

- LOUIS BACON

Bacon is an investor and philanthropist who helped protect and preserve environmentally sensitive lands in Colorado, New York, North Carolina and the Bahamas. The above quote might also be applicable to NGC’s Landscape Design Schools, which began in 1958, and have provided education to NGC members in the application of the sound principles of landscape design. The schools have been a successful force in promoting good landscape practices.

What do members say about the program? During a recent Landscape Design School course held in Florida, several comments included:

- “My eyes were opened to the problem of over-watering plants, and especially lawns, during LDS Course 3,” said one student. Serving as chairman of the Landscaping and

Grounds Committee for her community of 20 buildings and four recreation centers, she applied what she learned in the course by observing watering practices that produced extensive runoff. After contacting the irrigation company and exploring reprogramming options, she reports that significant amounts of water and money have been saved.

- A student, who had just joined her city’s Landscape Beautification Advisory Board, was delighted to learn of the availability of a LDS near her. “The school has been helpful in so many ways, from learning about the history of landscape architecture and design to understanding of the process of developing a site plan to a master plan with plant selection, and finally learning about how to evaluate environmental and maintenance issues,” she said. “Attend the next LDS and become proactive about making your community beautiful!” she added.

Kudos to LDS consultants who observed and celebrated National Consultants Day during National Garden Week:

- Sponsored by Florida’s Landscape Design Council, attendees received valuable information for their own “waterwise” gardening efforts. They were able to purchase many of the plants they had learned about during the LDS component that featured presentations by all four

NGC Calendar

National Conventions

2018	Philadelphia, Pa., May 21-24
2019	Biloxi, Miss., Apr. 30-May 5 (Installation)
2020	Region, State, Dates TBD
2021	New Jersey, (Installation, location and dates TBD)

Fall Board Meetings

2018	Orlando, Fla., Sept. 25-30
2019	St. Louis, Mo.
2020	North Dakota
2021	St. Louis, Mo.

- school councils.
- Nancy Richards, an individual consultant in Florida and member of two clubs, gave a presentation at a local senior center. She shares her experience in an article featured in this issue.
- The Federated Garden Clubs of Maryland Inc. hosted a garden party for all four of its councils. The LDS Council presented dynamic speaker Kirk Brown, who takes on the persona of Frederick Law Olmsted, widely considered the father of American landscape architecture, as he lectures on horticulturally related topics.



Landscape Design Schools assist members in how to plant aesthetically

and sustainably. Sixteen courses and four Tri-Refreshers currently are scheduled. You can add to the schedule by sponsoring a school or refresher in your area. Your 2017-2019 LDS Committee is eager to work with you to make it happen.

Contact information for state school and council chairmen will soon be finalized and posted on the NGC website. Please note the LDS Directory will not feature a reading/literature chairman this term. I, or the accrediting

chairman, will assist in carrying out those duties. Please watch for the next issue of *Newscape*, our colorful newsletter about Landscape Design Schools and Councils. Members are invited and encouraged to contribute ideas, articles and photos, as well as share news, assessments, questions and concerns about any LDS course or refresher that you attend. ■

Greg Pokorski
Chairman
Landscape Design Schools News
GregPokorski@earthlink.net

Bent and Twisted Studios Fundraising Ways and Means Packages Ken Swartz

Sculptor of Abstract Metal Floral Design Containers for NGC for over 23 years
Large and Small Boxes

- 3-7 Large Sculptures
- 8-15 Minis
- Magnet Tubes

Our sculptures make great design examples at symposiums, conventions, design schools, judges' councils and Flower Show Schools.

Our Guarantee

Pay only after items are sold
We pay all shipping
We ship directly to your event
All items labeled with prices
Keep items until they are sold

YOU RECEIVE 15% OF ALL SALES
CALL 414.243.1290
www.bentandtwistedstudios.com
The Floral Designers Website

Flower Show

SCHOOLS NEWS

“We shall not cease from exploration and the end of all our exploring will be to arrive where we started and know the place for the first time.”

- T.S. ELLIOT

Good news! If the number of questions being asked means anything, it is that there are avid readers of the 2017 Handbook for Flower Shows. Fantastic! There is positive feedback about the unlimited numbers of Section Top Exhibitor Awards that may be offered in an NGC Flower Show, as well as the requirement that all plant material used in a design accompanies the entry tag. Readers also expressed appreciation for the simplified Scale of Points and easy-to-read charts.

Have you checked out the FSS information on the NGC website? You will find several sample schedules that can be adapted to meet your club's needs. Compiling a flower show schedule has never been easier. For example, chapter three is devoted to everything you need to know about writing a schedule. Sample sections are included that illustrate how to number the classes.

The specific wording for the rules for each division is provided. The greatest challenges to the schedule writer are to make the schedule relate to the season, reflect the occasion, be realistic for the size and sophistication of your club and be innovative as to theme and staging. A successful schedule is one that allows the beginner to feel comfortable, offers enough variety to spark the interest of the seasoned exhibitor

“Compiling a flower show schedule has never been easier.”

and introduces a few new concepts to challenge even the most advanced participants.

The Botanical Arts Division with its wide diversity of possibilities for types of exhibits is proving to be popular. The Specialty Flower Shows are being implemented with favorable response. The handbook includes a Photography Scale of Points and devotes a page to how to exhibit and judge the Photography Section, which is eligible for the Botanical Arts Photography Award.

Something new for exhibiting and judging credits for judges. For every refresher attended, which can mean once every three years, each level of accredited judges must earn two ribbons for exhibits in NGC Flower Shows. A judging credit consists of judging three classes of horticulture and three classes of design in a standard flower show or six classes in a Specialty Flower Show. By carefully structuring the shows to include design classes in multiples of three, each panel of judges can earn judging credits in a show. Judges who volunteer to serve on a master panel at a Flower Show School or Symposium can count that fun exercise as a judging credit as well. The new requirements encourage judges to remain proficient in exhibiting and judging by actively participating in flower shows.

Q My friend's club held a Standard Flower Show in June in accordance with the 2007 handbook. Our flower show won't be until October of this year, but written according to the 2017 handbook. Will one of them be penalized?

The NGC Flower Show Awards Committee is aware of differences they might encounter due to the mid-year date of transition. All judges will be cautioned to evaluate the schedules and books of evidence consistently and with an open mind as to which plan was used. Neither will be penalized just for being "different."

Q We are excited about including a section for photography in our upcoming flower show. Can you explain what the "image must be matted, no frames allowed," means in the handbook on page 96, B. 3?

The handbook allows some flexibility on matting. One option is to use a cut-out mat mounted on the photograph. The

chairman may ask for all photos to be submitted without any mat and have one person mat all of the photos identically at the show's expense. Another option is to request the photo be mounted on lightweight foam core or similar stiff material, with or without a border. The schedule may require a border of a certain width, or it can offer to do it for the exhibitor. "Lightweight" and "stiff" are the operative words when talking about the material used.

Q For a Small Standard Show, can the Award of Design Excellence be offered?

The short answer is "no." In the handbook on page 40, "to offer a Division Top Exhibitor Award, each division must include at least two (2) or more sections." As with many division awards, the Award of Design Excellence is competitive. Because a SSFS is limited to three or four classes of four exhibits each, no more than 19 exhibits total for the division, the show falls short of the six classes and two sections required to offer two Section TEAs. Therefore, it is impossible. Please note that beginning with the 2018 awards year, NGC will offer achievement awards to Adult and Youth Small Standard Flower Shows and Specialty Flower Shows in addition to the ones already offered to Adult and Youth Standard Flower Shows. To qualify, the show must include at least one educational exhibit and offer one TEA in each of the Horticulture and/or Design Divisions.

Q The handbook states on page 55, I. B. that all specimens entered into the Horticulture Division of an NGC Flower Show must be grown by the exhibitor. It says nothing about dried horticulture entered into the Botanical Arts Division. What's to stop someone from purchasing a commercially

dried/treated product and entering it into competition? Should the judges judge such an exhibit?

What's to stop them? Only that person's conscience and personal ethics. We can state all the rules we want, but the bottom line is that we must trust the exhibitor to be honest and responsible. Questioning an exhibit's validity is not in the judges' jurisdiction. If it has been accepted for exhibition, the judge is obligated to judge it fairly and without question.

As with anything new, questions arise and the best ways of doing things are learned by trial and error. The important thing is that you see the "big picture" and embrace the long-term goals of NGC by using NGC Flower Shows to educate members and the public, as we promote "Plant America." ■

Dorothy Yard

Chairman, Flower Show Schools
dotyard@verizon.net

ESCUELA DE EXPOSICIONES *de Flores*

**“No cesaremos de la exploración y el final de toda nuestra exploración
Será llegar donde empezamos y conocer el lugar por primera vez.”**

- T.S. ELLIOT

● Buenas noticias! Por la cantidad de preguntas que llegan, me doy cuenta de que están leyendo el Manual de Exposiciones de Flores 2017. ¡Fantástico! Hay reacciones positivas en cuanto a la cantidad ilimitada de Premios Mayores de Sección que se pueden ofrecer y que se haga una lista de todo el material vegetal utilizado en un diseño que acompañe la tarjeta de expositor. También aprecian las Escalas de Puntos simplificadas y los cuadros que son tan fáciles de leer.

¿Has buscado información en la página web NGC y COMAAI? Ahí encontraran varios ejemplos de programas que pueden adaptar para las necesidades de

su club. Nunca ha sido tan fácil escribir el programa de una exposición. El Capítulo 3 del MEF se dedica a todo lo que necesitas saber en cuanto a redactar un programa. Se incluyen cuadros para ilustrar cómo numerar las clases. Están escritas las reglas para cada división. Lo más difícil para el que redacta un programa es relacionarlo con la época del año, que refleje una ocasión especial, que sea coherente con el tamaño y sofisticación del club y que sea innovador en cuanto al tema y el montaje. Un programa exitoso es aquel que permite que el novato se sienta cómodo, ofrece suficiente variedad para incentivar al expositor asiduo e introduce unos conceptos nuevos para

satisfacer hasta los participantes más avanzados.

La División de Artes Botánicas, con su diversidad de posibilidades de tipos de exhibiciones, se está volviendo muy popular. Se empieza a organizar Exposiciones Especializadas, con respuestas favorables. El Manual trae una Escala de Puntos para Fotografías y dedica una página a cómo exhibir y juzgar la Sección Fotografía que opta por el Premio de Artes Botánicas Fotografía.

Lo nuevo en créditos de exhibir y juzgar para Jueces: Por cada renovación (que puede suceder una vez cada tres años) todo nivel de Juez Acreditado debe ganar dos cintas de exhibiciones en Exposiciones de Flores NGC. Un crédito de juzgar consiste en juzgar tres clases de Horticultura y tres clases de Diseño en una Exposición Estándar de Flores, o seis clases en una Exposición Especializada. Si se organiza cuidadosamente una exposición para que incluya clases de diseño en múltiples de tres, cada panel de jueces puede obtener su crédito de juzgar. Los jueces que se ofrecen para participar en el Panel Master de la Escuela de Exposiciones de Flores o en un Simposio, pueden contar esa experiencia divertida como un crédito también. Los nuevos requisitos incentivan a los Jueces a mantenerse competentes en exponer y juzgar al participar activamente en las exposiciones de flores.

Pregunta: El Club de una amiga hizo una Exposición Estándar de Flores en Junio, de acuerdo al Manual 2007. Nuestra Exposición es en Octubre este año, y se basa en el Manual 2017. ¿Se penalizará alguna de estas exposiciones?

Respuesta: El Comité de Premios de Exposiciones de Flores NGC es consciente de las diferencias que se puedan encontrar, dado la fecha de transición a mediados del año. Se les avisará a los Jueces que evalúen los programas y

Libros de Evidencia sistemáticamente y con mente abierta, considerando qué plan se ha utilizado. Ninguna exposición se penalizará por ser diferente.

Pregunta: Estamos entusiasmados por incluir una sección de Fotografía en nuestra exposición venidera. Podría explicar qué significa lo escrito en página 96, B.3. "La imagen debe ser presentada con un borde; no se permiten marcos".

Respuesta: El Manual permite cierto margen en cuando al borde. Una opción es utilizar un cartón recortado, montado sobre la foto. El Director puede pedir que todas las fotos se entreguen sin borde, y contrata una persona para que las acondicione todas iguales, a expensas de la Exposición. Otra opción es requerir que la foto sea montada sobre una plancha de espuma liviana y rígida u otro material similar – con o sin un borde. El programa puede pedir un borde de cierta medida u ofrecer proveerlo. Las palabras claves son liviano y rígido al referirse al material a utilizar.

Pregunta: Para la Pequeña Exposición Estándar, ¿se puede ofrecer el Premio Excelencia en Diseño?

Respuesta: No. MEF pág 40 dice, "para ofrecer un Premio Mayor de División, cada división debe incluir por lo menos dos (2) o más secciones". Al igual que todos los Premios de División, el Premio Excelencia en Diseño es competitivo. Dado que la Pequeña Exposición Estándar de Flores se limita a tres o cuatro clases de cuatro exhibiciones cada una, no más de 19 exhibiciones en total para la División, la exposición no llega a las seis clases y dos secciones requeridas para ofrecer dos Premios Mayores de Sección.

Por favor tomen nota que a partir de los Premios del Año 2018, NGC ofrecerá Premios a la Realización a Pequeñas Exposiciones Estándar de Flores de Adultos, de Jóvenes y a Exposiciones Especializadas,

además de las que ya se ofrecen a Exposiciones Estándar de Flores de Adultos y Jóvenes. Para participar, la exposición debe incluir por lo menos una Exhibición Educacional y ofrecer un PME en cada una de las Divisiones Horticultura y/o Diseño.

Pregunta: El Manual especifica claramente que todos los especímenes presentados en la División Horticultura de una Exposición NGC deben ser cultivados por el expositor. MEF pág 55, I.B. No dice nada de las exhibiciones secas/tratadas de la División Artes Botánicas. Si alguien quisiera comprar un producto comercialmente tratado o secado y presentarlo en la exposición ¿cómo detenerlo? ¿Debería el Juez juzgar dicha exhibición?

Respuesta: ¿Cómo detenerlo? ... Solamente lo hará la conciencia y la ética personal de esta persona. Podemos establecer todas las reglas que queramos, pero finalmente, simplemente, debemos creer en la honestidad y responsabilidad

del expositor. No es la tarea del Juez cuestionar la validez de una exhibición. Si ha sido aceptada, el juez tiene la obligación de juzgarla imparcialmente, sin preguntas.

Como todo lo nuevo, las preguntas abundan y la mejor manera de aprender es intentando. Lo importante es que se dan cuenta del panorama general, al incorporar los objetivos de NGC a largo plazo, utilizando la Exposiciones de Flores NGC para educar a nuestros socios y el público en general, mientras PLANTAMOS AMERICA.

Dorothy Yard

*Chairman, Flower Show Schools
dotyard@verizon.net*

*Translated by Sylvia Wray
Chairman, Flower Show Schools
International Affiliates*

The National Gardener



WINTER

January, February, March
Articles due: November 1
Advertising due: November 15



SPRING

April, May, June
Articles due: February 1
Advertising due: February 15



SUMMER

July, August, September
Articles due: May 1
Advertising due: May 15



FALL

October, November, December
Articles due: August 1
Advertising due: August 15

Environmental Schools

COURSE III

Derby, Connecticut
Oct. 10-11

Chairman: Jeanette Barrows, 203-263-2690, Jeanette.barrows@gmail.com

Normandy Park, Washington

Oct. 24-25

Chairman: Linda Haas, 206-243-7212, linda-haas@comcast.net

Gainesville, Florida
Nov. 1-2

Chairman: Mary Ann Whisler, 352-212-6661, mary.whisler66@gmail.com

Derwood, Maryland

Nov. 9-10

Chairman: Lydia Barbour, 301-203-6696, lydiabarbour@hotmail.com

COURSE IV

Stickney, Illinois
Oct. 23-24

Chairman: Leanne McRill, 630-213-2249, lmcrrill@comcast.net

West Palm Beach, Florida

Nov. 13-14

Chairman: Nancy Richards, 561-702-0550, NancyRRichards@gmail.com

Normandy Park, Washington

April 10-11, 2018

Chairman: Linda Haas, 206-243-7212, linda-haas@comcast.net

Gardening Schools

COURSE I

Exton, Pennsylvania
Oct. 16-17

Chairman: Barbara Dempsey, 610-776-1911, firefly3@ptd.net

Great River, New York
Oct. 18-19

Chairman: Victoria Bellias; 631-689-7337, vikki-bellias@gmail.com

New Smyrna Beach, Florida

Nov. 7-8

Local Chairman: Sally Flanagan, 386-428-3170, sfflan@aol.com

Boylston, Massachusetts
April 12-13, 2018

Chairman: Joy DiMaggio, 978-460-0851, jmarykay@outlook.com

COURSE II

New Smyrna Beach, Florida

Feb. 13-14, 2018

Local Chairman: Sally Flanagan, 386-428-3170, sfflan@aol.com

COURSE III

Madrid, Iowa

April 12-13, 2018

Chairman: Ada Mae Lewis, 515-232-0608, adamaelewis@gmail.com

COURSE IV

Madrid, Iowa

Sept. 20-21, 2018

Chairman: Ada Mae Lewis, 515-232-0608, adamaelewis@gmail.com

Landscape Design Schools

COURSE I

Fairfax, Virginia
Oct. 23-24

Chairman: Karen O'Meara, 703-403-8333, raykar-en4334@cox.net

COURSE II

Glenview, Illinois

Oct. 30-31

Chairman: Bobby Nicholson, 773-619-3025, pyramidgardens@yahoo.com

COURSE III

Elkhorn, Nebraska

Oct. 18-20

Alice Hemsath, 308-224-3771, dhemsath@charter.net

Kalamazoo, Michigan
Oct. 23-24

Chairman: Terry Harding, 231-947-0568, wsharding@chartermi.net

Falmouth, Maine

Nov. 2-3

Local Chairman: Harriet Robinson, 207-743-7236, harrietlewisrobinson@gmail.com

Phoenix, Arizona

Jan. 19-20, 2018

Chairman: Judy Tolbert, 602-421-5290, TOLBERT-JL10@gmail.com

Williamsburg, Virginia
April 16-17, 2018

Chairman: Glenda Knowles, 757-651-0401, ggknowles@cox.net

COURSE IV

Wellesley, Massachusetts

Oct. 26-28

Chairman: Maureen O'Brien, 781-407-0065, Maureen.t.obrien@outlook.com

Phoenix, Arizona

March 3-4, 2018

Chairman: Judy Tolbert, 602-421-5290, TOLBERT-JL10@gmail.com

New Haven, Connecticut
March 20-21, 2018

Chairman: Susan Laurson, 203-415-2077, sklaurson@aol.com

Kalamazoo, Michigan
April 23-24, 2018

Chairman: Terry Harding, 231-947-0568, wsharding@chartermi.net

Tri-Refresher

Starkville, Mississippi
Oct. 18

Chairman: Melanie Gouset, 662-226-9666, mgouset@cableone.net

Long Beach, California
Oct. 27-28

Chairman: Jane Kaylor, 562-619-6138, kaylor_jane@yahoo.com

Athens, Georgia
Nov. 13-14

Chairman: Virginia Pennington, vpennington48@gmail.com

West Palm Beach, Florida

Jan. 24-25, 2018

Chairman: Donna Berger, 772-286-4718, berg-erdx2015@gmail.com

Flower Show Schools

COURSE I

Little Rock, Arkansas
Nov. 6-8

Registrar: Jo Krallman, 501-847-9171, krallman@sbcglobal.net

Naples, Florida
Nov. 15-17

Registrar: Louella McAloose, 239-732-0528, squinn1940@gmail.com

COURSE II

Columbus, Ohio
Oct. 23-25

Registrar: Barb Snyder, 614-538-9384, bawsnyder@columbus.rr.com

COURSE IV

Dallas, Texas
Oct. 10-12

Registrar: Peggy Consolter, 972-424-1830, pconsolter@verizon.com

Flower Show Symposiums

Altamonte Springs, Florida

Oct. 22-24

Registrar: Maureen Tuber, 417-909-1461, ne-tube@earthlink.net

Manteo, North Carolina
Oct. 22-14

Registrar: Barbara Walters, 910-346-3943, Barbie@ec.rr.com

Palm Beach Gardens
Nov. 4-6

Susan Hillson, 561-333-0740, susanthehillson@songgroup.com

Warwick, Rhode Island

Oct. 31-Nov. 2

Registrar: Vicki Iannuccillo, 401-253-4535, viannuccillo@aol.com

Henrico, Virginia
Nov. 1-2

Registrar: Brenda McManaway, 540-580-3838, brendamc@shentel.net

Knoxville, Tennessee
Nov. 6-7

Registrar: Cathy Waitinas, 865-435-4856, waitinas@comcast.net

Dallas, Texas

Nov. 28-30

Registrar: Rachel Clark, 817-488-0035, mrclark@msn.com

Fernandina Beach, Florida

Feb. 28-March 1, 2018

Registrar: Lois Hannabury-Deno, 904-461-5448, lojodeno@aol.com

SMALL GROUP COSTA RICA TOUR

March 17-27, 2018

Master Gardeners are your guides as you explore Costa Rica's rich biodiversity. The tour includes a visit to a rainforest; waterfalls; tropical gardens featuring orchids, hummingbirds, butterflies, sloths and iguanas; coffee, pineapple and cacao plantations; and Caribbean beaches.

For details, e-mail Sharon Beck, beckbugs@mycitycable.com

THE Happy Gardener's Guide

- GOING OUT WITH A BANG -

How is your gardening season winding down? Do you long for the warm nights to linger longer for the sake of your tomatoes? Or, are you ready to hang up the trowel? In my early years of gardening, I mourned the close of the gardening season, but these days, I have come to the conclusion that having a rest from the garden is probably a good thing.

Still, I try to stretch the season a bit and indulge in late season color as best I can.

One of my favorite flower collaborators in this effort is one that begins as an ordinary brown tuber in the spring and saves its glory until nearly the end of the season (in my Zone 5). These blooms are radiant with fresh color when brown-edged perennials and fading greens dull the landscape. With a bloom ranging in size from a thumbnail to a giant dinner plate, the varied palette of the dahlia is a welcome splash of splendor.

I didn't always think so highly of the dahlia. In catalogs and magazines they appeared too perfect. I had no desire to even try them until I met them face to face at a botanical garden tour in mid-September a few years ago at our Rocky



Mountain Region meeting in Denver, Colo. That event gave birth to a mind-changing moment. As we closed our tour, we turned a corner, and there was a huge collection of dahlias—various sizes, shapes and colors. I was dazzled that this much color in so many forms was possible near the end of our gardening season.

Fast forward to now. Each year, I indulge in dahlias and look forward to the splendor that refreshes the retiring season. In my flower memory book, there is a page from my trip in late August to a fabulous dahlia farm in Canby, Ore., that boasts 40 acres of blooms. The trip coincided with my birthday, and what a glorious gift I received! If that part of the country is on your travel list, plan to go that time of the year. I almost guarantee dahlias will soon grace your garden afterward!

If you are (or become) a dahlia fan, I welcome photos and comments on your favorites! ■

Charlotte A. Swanson
Consultant, Gardening Schools
swannson@daltontel.net



SINCE 1929
Espoma
ORGANIC
A natural in the garden since 1929.

ESPOMA ORGANIC AND NATIONAL GARDEN CLUBS
ARE PARTNERING TO HELP COMMUNITIES

Plant America!

Your local garden projects and programs provide inspiring opportunities that bring neighbors, cultures and generations together to share the experience and joy of gardening. As recognition of the valuable resource that your club contributes to your community, 20 local garden clubs across America will be awarded grants. Recipients will earn up to \$250 of Espoma Organic Plant Foods & Potting Soils. So be inspired America! Join our effort to Plant America Together. Register your garden club today! Sign up at: www.espoma.com/garden-clubs.



Be a part of 'Plant America' and watch your community grow!

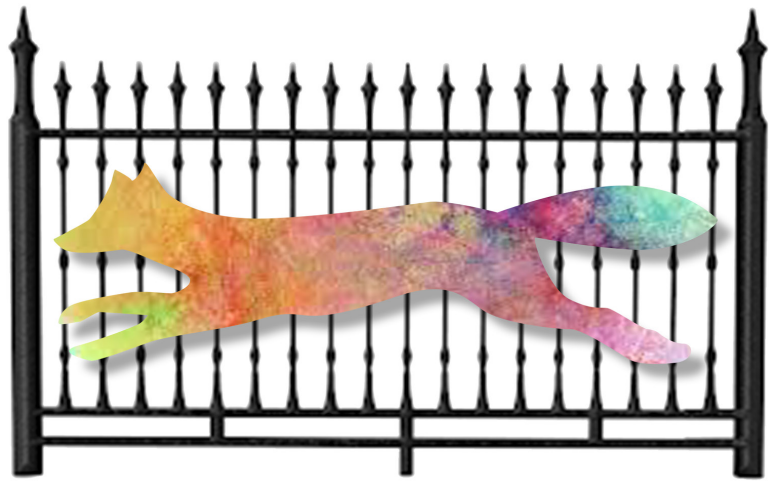


Your good work deserves to be recognized...



Visit us at www.espoma.com and join our gardening community





FOXES ON THE FENCE

Middleburg, Va., is a small town with a big heart.

This generosity was evident when Middleburg Garden Club created, organized, and in conjunction with the Middleburg Arts Council, co-sponsored “Foxes on the Fence,” a fundraiser that brought together artists, businesses, teachers, families and friends—garnering \$20,000 for community projects.

Middleburg was established in 1787 and is located in northern Virginia, nestled against the backdrop of the Blue Ridge Mountains. In the early 1900s, Middleburg became the “nation’s horse and hunt capitol,” due to the steeplechase and foxhunting activities

of its visitors. Today, nearly 700 people reside in Middleburg. The town’s historic district, which features unique shops, high-end clothing boutiques, specialty stores, antiques, fine art galleries and restaurants, as well as bed-and-breakfasts, is a favorite tourist destination.

The early history and spirit of the town provided the perfect theme for “Foxes on the Fence,” our garden club fundraiser, which was initiated to showcase the

talents of our local art community and promote and encourage patronage to the town.

For a \$75 sponsorship, individuals, organizations and businesses could select or be assigned an artist to hand

paint a fox, each one measuring four feet in length and created from a composite material designed for indoor or outdoor display. Each piece of unique art featured the name of its sponsor and artist, and was displayed on a street-side exhibit along the fences of a local church, as well as a grocery store.

Social media was a driving force in our project’s success. A “Foxes on the Fence” Facebook® page was created, where comments were shared and hundreds of followers



▲ “The Fox Hunter” by Debbie Cadenas.

“Social media was a driving force in our project’s success.”

voted and/or bid on their favorite foxes. Residents and visitors also were encouraged to bid on and win their favorite fox via an online charity site. Bidding was fierce and competitive, with 492 bids received. Proceeds benefited the Middleburg Beautification Committee, Middleburg Community Projects and Seven Loaves Food Pantry.

“Foxes on the Fence” was an overwhelming success. We received an outpouring of enthusiasm and community support and plan to sponsor the event again in 2019. We hope our garden club, which recently celebrated its 85th anniversary, can continue to make this event a tradition in our little town! ■

Darcy Justen
President, Middleburg Garden Club
ddjusten@outlook.com

Photos courtesy Middleburg Garden Club



▲ Artist Debbie Cadenas (left) and Darcy Justen, president, Middleburg Garden Club.

“Fox on the Run” by Leslie Anthony. ▼



▲ “The Dandy” by Judith Thompson.



A Rededication of Friendship Garden

Ilex crenata 'Soft Touch', foreground; ▲ Nepeta x faassenii "Walker's Low" in back

National Garden Clubs Inc. held a rededication of Friendship Garden at the United States National Arboretum in Washington D.C. on May 22. NGC completed the original Friendship Garden in 1991 as a gift to the Arboretum, which is a major center of botanical research operated by the United States Department of Agriculture's Agricultural Research Service.

Friendship Garden embraces the pioneering spirit of the "New American Garden" style by award-winning landscape architects Jim van Sweden and Wolfgang Oehme, founders of the Washington D.C.-based firm Oehme, van Sweden (OvS). The successful collaboration for Friendship Garden was heavily influenced by their designs of private gardens and urban landscapes.



◀ Iris sibirica "Caesar's Brother" Epi-medium versicolor 'Sulphureum,' Rudbeckia maxima, and Panicum virgatum

Rudbeckia maxima ▶

The New American Garden Style movement popularized the use of ornamental grasses in landscapes, and is often described as a model that homeowners can easily relate to and achieve with limited land and modest resources. Friendship Garden was designed with sweeps and drifts of perennials and grasses. A core focus in

“...homeowners can easily relate to and achieve with limited land and modest resources.”

the design was seasonal interest, simplified maintenance and minimal use of pesticides.


In 2013, an extensive renovation to Friendship Garden

was undertaken, with an emphasis on 21st century design, conservation and sustainability. Funding for the renovation was augmented with 22 years of donations. The firm of OvS was again engaged for the renovation. Utilizing the same philosophy and principles in its original design, OvS refurbished the garden with nearly 7,000 new plants, primarily natives, including 72 cultivars that attract pollinators.



While small in size, Friendship Garden offers visitors ample time to explore and appreciate its natural beauty and thoughtful design. Two pieces of sculpture, "Demeter," by John Cavanaugh, and Beverly Pepper's abstract work "Split Ritual," are featured. Eight new teak benches were installed that provide a welcome place for rest and reflection. The benches replace the original ones donated in 1991 by the eight NGC regions.

TOP: New teak benches have replaced original benches donated in 1991 by the eight NGC regions. MIDDLE: Nepeta x faassenii "Walker's Low" with Allium schubertii BOTTOM: In the background is the Beverly Pepper sculpture, "Split Ritual," which was donated shortly after the dedication of the original garden in 1992.





◀ A newly planted garden provides a serene setting for the Garden Pavilion, which was designed for the storage of garden tools. The pavilion was constructed shortly after the completion of the original garden.

Maintenance of Friendship Garden is supported in part by National Capital Area Garden Clubs Inc. ■

Ellen Spencer

Chairman, Friendship Garden Rededication Committee
National Capital Area Garden Clubs Inc.
Ellenspencer@aol.com

📷 Photos by Bill Dean

For more information on Friendship Garden, visit <http://www.usna.usda.gov/Gardens/collections/friend.html>



▲ Pictured left to right: Regina Brown, director, CAR; Scott Aker, USDA-USNA; Eric Groft, principal, Oehme van Sweden; Ellen Spencer, chairman, Friendship Garden; and Dr. Richard T. Olsen, director, USDA-ARS U.S. National Arboretum (USNA).

Robin Hammer, president, National Capital Area Garden Clubs Inc. and Dr. Richard T. Olsen, director, U.S. National Arboretum. ▶



Left to right: Lili Herrera, Oehme van Sweden; Eric Groft, principal, Oehme van Sweden; Ellen Spencer, chairman, Friendship Garden; and NGC President Nancy Hargroves.



A FUNDRAISING IDEA For Garden Clubs

Sell a case of Atlas Garden Gloves to your local garden club and easily make over \$400.00!

- Mix and match assorted colors and sizes.
- Retail price is \$5.99 or more per pair.
- Your cost is \$2.98 per pair.
- 144 pairs are in a case for a total of \$429.00.
- Free shipping.



NEW Dark Blue Color

For details or order form:
Email gardenclubs@palmflex.com
Phone 800-856-4817
Visit www.palmflex.com/gardenclubs.htm

PalmFlex
Gloves and Safety Solutions
Atlas is a registered trademark of Showa Glove Co.

From the NGC Member Services Department


NGC items make great
holiday gifts!

SHOP ONLINE:


www.gardenclub.org

CALL:

1-800-550-6007 or
314-776-7574, ext. 218



THE SAVED SEED
& FRIGHTENED
FROG BOOKS



2018 VISION
OF BEAUTY
CALENDAR

CHARM
BRACELETS



KEYCHAIN/
BADGE HOLDER



SCARVES

