

THE NATIONAL gardener

SPRING 2018



PLANT
AMERICA

National Garden Clubs



**INSPIRING GARDENS
ACROSS AMERICA**

**HOSTAS—THE
WORKHORSE OF THE
SHADE GARDEN**

A PASSION FOR TREES

Garden Club Insurance

Lowest Prices, Best Coverage since 1991.



Quote & Buy in 3 minutes

at RVNuccio.com or call 1-800-364-2433

Annual prices starting at:

- Liability Plus \$315.00
- Directors & Officers Plus \$88.00
- Bonding Plus \$83.00
- Accident Medical Plus \$123.00
- Property Plus \$112.00

RVNA[®]
R.V. NUCCIO & ASSOCIATES, INC.



The National Gardener

Spring 2018 | Vol. 89, No. 2

National Garden Clubs, Inc.

5,000 Garden Clubs
165,000 Garden Club Members
50 States and the National Capital Area
60 National Affiliate Member Organizations
330 International Affiliate Member Organizations

Nancy L. Hargroves, President
300 N. Ridge Rd., #76, Richmond, VA 23229-7450

The National Gardener

Patricia Binder, Editor
patricia.b.binder@gmail.com
Direct all **advertising inquiries** to the editor
TNG Subscriptions, Changes of Address, Website
Inquiries:
National Garden Clubs Inc.,
4401 Magnolia Avenue, St. Louis, MO 63110-3492,
314-776-7574 Ext. 215
headquarters@gardenclub.org

NGC Headquarters

Monday-Friday, 9:00 am - 4:30 pm CDT
4401 Magnolia Avenue, St. Louis, MO 63110
Tel: 314-776-7574 Fax: 314-776-5108
E-mail: headquarters@gardenclub.org
Internet: www.gardenclub.org

Michelle Smith, Ext: 214; Executive Director
Emily Huck, Ext: 218; Member Services
1-800-550-6007 - Orders Only, Please
Bill Trapp, Ext: 212; Accountant
Chris Schmidt, Ext: 211; Accounting Assistant
Katie Roth, Ext: 215; Administrative Assistant
Lori Braun, Ext: 210; Schools Secretary

TABLE OF CONTENTS

President's Message	4
National Garden Week	6
Hostas	8
Garden Guild	12
Ample Harvest	14
Blue Star Memorial Markers	15
Garden Club Profiles	16
Plant America Grant	20
Garden Club Project	21
Multiple Refreshers	22
Inspiring Gardens Across America	23
Gardening Schools	28
Environmental Schools	28
Landscape Design Schools	30
Flower Show Schools	32
NGC Schools and Courses	34
Wrong Plants, Wrong Place	38
The Happy Gardener's Guide	40
A Passion for Trees	42
Air Needs Good Soil	46

THE COVER

National Garden Clubs Inc. and P. Allen Smith, celebrated TV host, garden designer, conservationist and lifestyle expert, launch "Inspiring Gardens Across America," a national initiative to raise funds for NGC's Plant America Community Garden Grants.

The National Gardener (ISSN: 0027 9331) (USPS: 595-500) is published quarterly by National Garden Clubs Inc., 4401 Magnolia Avenue, St. Louis, MO 63110-3492 U.S. Subscription Rates: 1 year: \$8; 3 years: \$21. Foreign Subscription Rates: 1 year: \$18; 3 years: \$36. 1 year subscription outside continental U.S., including AIR MAIL: \$36; 3 year subscription outside continental U.S., including AIR MAIL: \$88. Change in name/address - \$1. Single copy - \$2. Postmaster: Send address changes to The National Gardener, National Garden Clubs, Inc., 4401 Magnolia Avenue, St. Louis, MO 63110. Periodicals postage paid at St. Louis, MO.



Nancy L. Hargroves

2017-2019 NGC President

Dear Members,

WOW-415 garden clubs applied for a PLANT AMERICA Community Project Grant in the first year of this new NGC program! This is wonderful that so many clubs are active in their communities. The amount of money available to be awarded in this initial round of grants was \$25,000.

This level of response shows the needs of NGC's clubs. One of our roles as a national organization is to support our clubs in accomplishing our mission. NGC must do all it can to expand the funding for these grants to help clubs all across the country with their projects.

In order for this fund to increase so that NGC can give more grants, P. Allen Smith is providing a fundraising opportunity for PLANT AMERICA Grants. At the NGC convention in Richmond where he was the keynote speaker, I was seated with him at the Awards Banquet. Dinner conversation centered around my plans to start the new NGC PLANT AMERICA program to award grants to clubs for their projects. I explained that funds would need to be raised for this new initiative, and I hoped to offer for sale to

our members some new cultivars with the proceeds going to the grant fund. I asked his advice for suggestions on types of plants that would grow successfully in all parts of the country.

By the time he left the convention, P. Allen Smith expressed an interest in helping me with a way to offer plants to our members in order to raise money for the grant fund. During the summer, there was much collaboration to determine plant selections, what quantities would be needed, methods to effectively market these plants to our members, etc. As I made plans for this administration, I had envisioned having one new plant each spring and each fall for sale to our members. Allen showed me that I was thinking too small in order to grow this grant fund!

I am very proud to announce that beginning March 1 and ending June 15, National Garden Clubs will be selling plants selected by P. Allen Smith. He is donating a very generous portion of the proceeds to the PLANT AMERICA Community Project Grants Fund. This promotion, entitled "Inspiring Gardens Across America," includes three different collections of plants. Each item was chosen because of

a special feature in its hybridization for performance or beauty or for its limited availability in the general marketplace.

- 1. Peony Flowering Daylily Collection.** This collection includes three of the most prolific reblooming double-flowering daylilies.
- 2. Sunpatiens® 'Razzle Dazzle' Collection.** This is not your grandmother's impatiens! SunPatiens® is a hybrid impatiens bred by Sakata. These remarkable plants represent a breakthrough in flower breeding: they are sun-loving and bloom from spring through frost. P. Allen Smith has grown these in containers and on the grounds of Moss Mountain Farm where they survive the hot summers of Arkansas with no wilting. Each of the four cultivars was picked as the one that is the most vigorous in the series.
- 3. Whitewashed Wooden Stand with Succulents.** This selection is for succulent lovers and those who no longer have a garden! The white-washed wooden stand of reclaimed wood holds three pots of succulents. It's also a great gift item for Mother's Day, Father's Day and other spring occasions.

More detailed descriptions of these plants are included in this issue, as well as on the NGC website.

- Orders can be placed in two ways: by credit card on the NGC website in Member Services www.shopgardenclub.org or by mailing a check with the order form to NGC headquarters.
- The order form in this publication can be used, or it can be downloaded from the NGC website on the PLANT AMERICA page: www.gardenclub.org/projects/plant-america
- Orders will be accepted starting

March 1. Please note: some items will be shipped when it is appropriate for your growing zone. Order early while supplies last.

This promotion is not meant to be "We've got a bargain for you." These are quality items chosen by P. Allen Smith that he knows will perform well in your home and garden or as a gift for someone. Allen and NGC share the goal of "Inspiring Gardens Across America" by contributing to the PLANT AMERICA Grant Fund so that we may give as much help as possible to NGC-member garden clubs in their projects all across America. Allen also has offered to make a short video which will be on the NGC website and Facebook page. He wants to send his own personal message to our members to show his belief in the program, to encourage our members to participate in the plant sale and to speak to the attributes of the featured plants. Please consider showing this at your club and state meetings.

National Garden Clubs owes P. Allen Smith a great deal of thanks for his support of this new NGC Grant Program in so many ways. He offered his gardening and business advice and expertise for the plant selection, for obtaining the plants and for the method of distribution to our members. He believes in our organization's purpose and mission and has helped develop this promotion in many ways by giving his time, his staff's time and by donating a very generous percentage of the sales.

Our purchases will help grow the NGC PLANT AMERICA Community Project Grant program. Thank you for your support, as all of us working together can benefit so many of our garden clubs throughout the country. ■

Nancy L. Hargroves

National Garden Week

June 3-9

Calling all green thumbs! Join NGC clubs across the nation and share your love of gardening with your community by celebrating National Garden Week.

National Garden Week was founded by National Garden Clubs Inc. as an opportunity to encourage community pride and promote the NGC objectives of beautification, education of environmental efforts and gardening. It also provides the opportunity to reach out to potential new members and collaborate with other area groups.

Some ideas to consider:

- Plan an educational program and/or workshop at your local library, public garden or garden center.
- Sponsor a hands-on workshop at your local nursery on how to select flowers and shrubs.

- Plan a garden tour. This is a great opportunity to share your knowledge of growing while sharing ideas.
- Beautify a manageable blighted area or enhance an existing garden. Reach out to local groups to assist you in your efforts.
- Plan an activity with a youth group or at a local school.
- Do a public planting at a public facility. ■

Download the NGC National Garden Week poster for use in publicizing your National Garden Week project!

<http://gardenclub.org/projects/national-garden-week.aspx>



National Garden Clubs, Inc.

NATIONAL GARDEN WEEK
PROCLAMATION



Whereas, Gardeners have a passion for nurturing the beauty and resources of the earth through the planting of seeds, the care of all plants and the riches of their efforts; and

Whereas, Gardeners seek to add beauty, splendor, fragrance and nutrition to our lives through the growing of herbs, vegetables, foliage and flowers; and

Whereas, Gardeners work to preserve our country's traditional spirit of independence and initiative through innovation and hard work; and

Whereas, Gardeners advocate the importance of all creatures, large and small, that share our world and their roles in a balanced and productive ecology; and

Whereas, Gardening furnishes a challenging and productive activity for our citizens, for those just learning as well as those having years of experience; and

Whereas, Gardening promotes a healthy lifestyle that lasts a lifetime, helps reduce stress from other areas of our life, teaches that rewards can come from diligent efforts; and

Whereas, Gardening enables members of Garden Clubs across the nation and the world to make a world of difference in the communities where they reside and work;

Now, Therefore Be It Resolved that in an effort to acknowledge the importance of Gardening and the numerous contributions of Gardeners, National Garden Clubs, Inc. designates the week of June 3-9, 2018 as National Garden Week.

Nancy L. Hargroves

Nancy L. Hargroves, 2017-2019 President, NGC, Inc.



The National Gardener Schedule

SPRING

April, May, June
Articles due: February 1
Advertising due:
February 15

SUMMER

July, August, September
Articles due: May 1
Advertising due: May 15

FALL

October, November,
December
Articles due: August 1
Advertising due: August 15

WINTER

January, February, March
Articles due: November 1
Advertising due:
November 15

hostas

THE WORKHORSE OF THE SHADE GARDEN

As many gardeners can attest, the hosta is a perennial favorite. In fact, hostas are one of the number one perennial plants in the U.S.

Before the 1990s, hosta enthusiasts were thirsty for knowledge and starving for new cultivars. I was one of those gardeners. I loved hostas, but was a little bored with what I could find to add interest to my perennial beds. But thanks to the expeditions undertaken by collectors, breeders and nursery owners, we know more about the habitats and conditions in which the species live and are better able to grow hostas more successfully.

Gardeners have discovered that the sumptuous leaves of the hosta offer a wide variety of size, shape and color. Hostas are easy to cultivate and are quick to respond to a gardener's care and attention. They have given shade gardening the recognition it deserves, especially in hot climates, where cool-shaded areas are prized over sunny borders. All of these qualities have earned hostas their place as the supreme shade plant. In addition, to satisfy the gardening-addicted public, an ever-increasing range of hostas is being made available to us by small and large nurseries, as well as tissue-culture labs.

“Hostas originated in the Far East...and first crossed to the West in the late 1700s...”

Hostas originated in the Far East; Japan, China and Korea, and first crossed to the West in the late 1700s in the form of collected seeds. The plants would have first been seen by Westerners in botanic gardens and in public spaces as ground cover. The name “hosta” first appeared as the genus name in 1812 in honor of Nicholas Thomas Host, the noted Austrian botanist.

Hostas are clump-forming perennials with compact white, fleshy root systems; grown mainly for their impressive foliage,

which rises directly from the roots. Hostas are monocotyledonous plants; they produce one seed leaf, not two. The flowers are tubular, bell-shaped, flared and funnel-shaped or spider-shaped, usually with six spreading lobes called tepals. They are presented in a raceme on a usually unbranched scape and vary in color

from white to deep purple. New flower colors appear each season and many with fragrance. The leaves usually have two distinct parts, the petiole (stalk) and the blade, but in a few hostas, these run together (decurrent). Many new varieties also have bright colored petiole, such as “Fire Island,” which is bright red.

Hostas are shade-tolerant rather than shade-loving. They are native to



woodland and forest margins, rather than the depths of the forest. Most hostas grow best in filtered shade and shelter from desiccating winds. Natural companions include oaks, pines, larch and spruce, with an understory of rhododendrons, azaleas, ground-covering ivies and early spring bulbs.

Hostas can be an invaluable ingredient of the mixed border, especially where diverse leaf size and texture matter. Growing small and miniature hostas in pots, low containers and troughs, has become increasingly popular, partly because it is easier to prevent leaf damage by slugs and snails. A good addition to your garden library is “The Book of Little Hostas,” by Kathy Guest Shadrack and Michael Shadrack.

Slugs and snails

These two pests are notorious to hosta growers. Slugs remain active throughout the whole year. Snails, by contrast, become inactive at the onset

of cold weather. The most effective way of reducing their population is to go out at night with a flashlight and remove them from your plants. Slug baits are successful when applied on mild evenings, especially in a warm spring. Salt, borax and ammonia act as contact poisons when applied directly to the slug. A 10 percent solution of household ammonia also can be a useful preventative when applied to the crown and nearby area as shoots first emerge in the spring.

Barriers are an alternative to poisons since slugs and snails avoid sharp, hairy or very absorbent surfaces. Good deterrents include coarse grit, cinders, wood ashes, diatomaceous earth, broken eggshells and crushed oyster shells. Other types of barriers, such as strips or tapes of copper or aluminum placed around hostas, create a chemical reaction, which makes slugs and snails over-produce mucilage, resulting in their death. Another easy solution is to

plant hostas among other perennials that have hairy-leaved plants. A number of resources are available online or in reference books on companion garden plants that work well with hostas.

Other hosta pests may include vine weevils, foliar nematodes, leaf spotting/petiole rot, cut worms, fungus gnats, rodents and unrelenting deer.

A spectrum of color

As a gardener, discovering new varieties of hostas is an adrenaline rush. I can't wait to get the latest plant catalogues each winter and peruse the photos to see just which plants I can no longer live without. Hostas come in a plethora of colors and leaf shapes and sizes, such as solid green, chartreuse, yellow, gold, blue, blue-gray, blue-green, gray-green, marginally variegated (in which the center of the leaf is darker in color than the margin), and medio-variegated (in which the variegation is at the center, rather than on the margin). Since the 1990s the medio-variegated has become the most popular, however, they are not as vigorous as the marginally variegated, as so much of the center lacks sufficient chlorophyll to enable the plant to thrive easily.

Hosta leaves are classified in various



ways, which is useful in setting up and staging flower show hosta classes or divisions of size, shape, leaf blade, venation, substance, finish and/or color. Leaf shapes can be oval, broadly oval, round, elliptical and lance-shaped. There are six size categories:

- Giant - Greater than 144 square inches
- Large - 81 to 144 square inches
- Medium - 25 to 81 square inches
- Small - 6 to 25 square inches
- Miniature - 2 to 6 square inches
- Dwarf - Smaller than 2 square inches

Hosta tips and tricks

One of the important things every gardener should do is to keep current records on their hostas. This is especially invaluable for the collector. This information may include:

- Sketches or drawings of your garden layout.
- An up-to-date list of your plants.
- Note where your plants were purchased and when they were planted.
- Note observations of plant habit, including leaf variations, pest damage and hardiness.
- Flowering style, color and fragrance levels.



Another important thought is to label your plants. There are many styles of labels, including pre-printed ones or you can get creative by printing with paint pens on stones, etched metal, or using a permanent marker on plastic tags or wooden sticks.

There are certain principles of gardening when planting hostas or collections. A good rule of "green" thumb is to plant for contrast, color and texture, noting leaf size, variation and companion plants. This is an easy principle to remember for any type of garden, thus creating unending interest and striking beauty.

Hosta gardening and collecting

Perhaps one of the world's most prolific collections of hostas can be found at Highgrove, Gloucestershire, England, home to Charles, Prince of Wales. The extensive collection embodies his environmental philosophy, with the stumpy garden feature and adjacent woodland garden offering the newest varieties and a conservation project of forgotten varieties, saved from disappearing English gardens. The prince is just like any other gardener; he continues to study, learn and add to his



unending collection, and finds enjoyment in every new addition—just like you and me, which makes us almost hosta royalty...well sort of.

Now, if I only had a stumpy. I'm not sure where I would put it, but as every gardener knows, I would find a place. Watch out Prince Charles, I think you and I are in competition. ■

Totally Hostaly,

Gail S. Corle

Chairman, NGC Liaison to Plant Societies
gcorle1214@gmail.com



Photos by Gail Corle

For more information, resources and helpful links on plant societies, visit the NGC website at www.gardenclub.org or contact The American Hosta Society, www.americanhostasociety.org

References:

Timber Press Pocket Guide to Hostas by Diana Grenfell and Michael Shadrack
The New Encyclopedia of Hostas by Diana Grenfell and Michael Shadrack
The Color Encyclopedia of Hostas by Diana Grenfell and Michael Shadrack
The Book of Little Hostas by Kathy Guest Shadrack and Michael Shadrack

NGC Calendar

National Conventions

- | | |
|------|--|
| 2019 | Biloxi, Miss., Apr. 30-May 5 (Installation) |
| 2020 | Region, State, Dates TBD |
| 2021 | New Jersey, (Installation, location and dates TBD) |

Fall Board Meetings

- | | |
|------|----------------------------|
| 2018 | Orlando, Fla., Sept. 25-30 |
| 2019 | St. Louis, Mo. |
| 2020 | North Dakota |
| 2021 | St. Louis, Mo. |

san diego welcomes NEW CLUB ON THE BLOCK

“We have learned that the strength of our group rises from the energy, talent and interests of our individual members. We are united in our passion for gardening, art, food and good company.”

- Bob Gale

The San Diego County Garden Guild (SDCGG) is a 501(c)(3) nonprofit organization established in fall 2015 by a group of San Diego, Calif., gardeners committed to organic and sustainable gardening practices. The SDCGG is a member of California Garden Clubs Inc., and is in the Palomar District, the largest district in the U.S. with more than 5,000 members.

The guild manifests these principles with a strong emphasis on locally sourced, farm-to-table foods and the



culinary arts. Members are provided a supportive environment in which to pursue and share their wide interests in the nexus of gardening, art and food.

The structure of the San Diego County Garden Guild is “member-centric” and unique to the community. Each year, the membership divides into smaller “Interest Guilds.” Members of an Interest Guild decide on a topic or areas of interest they will study throughout the guild year (September to June), as well as programs and activities they will develop

to pursue these interests. The SDCGG Board is available to assist in all phases of planning, logistics and operations.

Each Interest Guild is given the opportunity to share what it has learned with the general membership at monthly meetings. It creates a theme, coordinates and hosts the meeting.

This platform gives each guild an opportunity to “shine!”

Interest Guilds have created a niche for members to pursue and share their interests with the SDCGG membership, as well as the wider San Diego gardening community. The following seven Interest

Guilds were created this year by our members:

- **Art in the Garden.** This guild offers project ideas designed to spark creativity. A recent meeting included demonstrations on how mosaics can enhance the garden; ceramic projects; how to use a design charrette in garden planning; painting in the garden; and projects that combine photography, woodworking and fused glass.
- **In the Food Steps of Julia Child.** Celebrating the influence of world-renowned chef Julia Child, the guild explores her contributions to the culinary world and emphasis on fresh-from-the-garden food. Meetings may feature a local guest speaker from the garden industry and always include tasty food from the recipes of Julia Child.
- **Jams, Jellies, Marmalades & Chutney and Produce Preservation.** These two guilds joined forces this year to share a passion for and expertise in food preservation.
- **Anything Purple Guild-North County and Anything Purple Guild-San Diego/East County.** Members of these guilds explore purple flowers, vegetables, fruits, herbs and grasses. They share a special interest in California grapes and the winemaking process.
- **Travel and Adventure.** The

guild plans excursions to garden and gardening destinations that offer insights into area culture and history. In visiting a wide range of gardens, the guild seeks to understand garden design as a manifestation of many cultural and historical traditions from around the globe. ■

Bob Gale

*President, San Diego County Garden Guild
rgale1943@gmail.com*



**Top photo by Janet Mika
Bottom photos by Leda Bender**

SDCGG kicked off its first 2017 meeting at the Art Institute of California in San Diego. Chef Rudy Klooble performed “molecular gastronomy,” consisting of delectable gels, foams and coffee-flavored “noodles” in the state-of-the-art kitchen. Also featured was a delicious “Pinterest-worthy” salad bar with a full array of toppings and accompaniments. The meeting provided the opportunity for new Interest Guilds to meet.



garden clubs

CAN HELP END FOOD WASTE

AmpleHarvest.org is a program that helps millions of gardeners nationwide connect with more than 8,000 food pantries in all 50 states.

Founded by Gary Oppenheimer, Master Gardener and CNN Hero in 2009, AmpleHarvest's single purpose is to educate and enable America's home and community gardeners to donate their excess garden produce—food that otherwise would have gone to waste—to nearby food pantries.

The pressing issue of food waste has garnered consumer and media attention. Often, the discussions are centered on restaurants, grocery stores or large-scale farms. However, a new report shows that the home gardener has a huge influence to ending food waste and hunger.

In 2015-2016, AmpleHarvest.org conducted a "Nationwide Study of Garden Food Waste," with an outreach to nearly 2,500 home and community gardeners. Data analysis revealed that gardeners have the potential to donate 11.4 billion pounds of excess garden produce annually—a value of \$27.3 billion.

According to survey findings, four out of five gardeners are willing and able to

donate excess produce to a local food pantry. AmpleHarvest.org harnesses the power of technology to connect these gardeners with food pantries eager to accept their donations. It's a creative solution to a large environmental concern.

A report, "Wasted: How America Is Losing Up to 40 Percent of Its Food from Farm to Fork to Landfill," was released in August 2017 by the Natural Resources Defense Council. One of the many recommended actions for consumers

listed in the report includes "sharing food with friends and family not only avoids waste, but builds community. This might mean sharing excess entrées, splitting

a farm box, or even donating a glut of garden-grown produce."


The report documents why AmpleHarvest.org's work is so critical. "Whether gardeners deliberately plant more than is needed to help their community or they simply wake up one morning to too many cucumbers or tomatoes in the garden, AmpleHarvest.org educates, encourages and enables them to donate the excess bounty to a nearby food pantry—something they'll likely continue to do for the rest of their gardening life," added Oppenheimer. The



ngc

BLUE STAR MEMORIAL MARKER DEDICATIONS

The Trent Woods Garden Club of The Garden Club of North Carolina Inc. dedicated a Blue Star Memorial Marker at a highway rest area in Craven County, N.C., in September. ■



Photos courtesy of Trent Woods Garden Club

Designers & Diggers Garden Study Club of Texas Garden Clubs Inc. dedicated a Blue Star Memorial Marker in October at T. Boone Pickens Hospice and Palliative Care Center in Dallas, Texas. ■



Photos courtesy of Designers & Diggers Garden Study Club

report is available at www.nrdc.org.

As a home gardener, you can make a large impact on hunger in your community. We need you! We encourage you to donate fresh produce to a food pantry near you. Food pantries are in constant need of donations of fresh food, to move away from so many canned goods and processed foods to offer healthier options to their clients. This is where home and community gardeners can make the largest impact.

"At its core, AmpleHarvest.org is the community in action. It is individuals

across our nation sharing the excess bounty of their gardens to help feed their neighbors in need," said Oppenheimer.

Please consider making regular excess food donations to your nearest food pantry to work toward decreasing food insecurity in your area. Visit www.AmpleHarvest.org/local to learn how you can help AmpleHarvest.org help your community. ■

To learn more, visit www.AmpleHarvest.org and TEDx talk at www.AmpleHarvest.org/TED

garden club profiles

WESTERVILLE GARDEN CLUB CELEBRATES 70 YEARS

Westerville Garden Club in Westerville, Ohio, celebrated its 70th anniversary in 2017. The club was founded in 1947 by nine members whose mission was to develop knowledge of home gardening, to promote civic beautification and host

“The club was founded in 1947 by nine members...”

flower shows. The club, which now has more than 70 members, continues in its original mission, but has expanded its focus to include the promotion of conservation of natural resources and support the laws, rules and regulations

on environmental and ecological standards. Westerville Garden Club’s 2017 theme was “Our 70th Anniversary A Year of Sevens.” Seven programs with guest speakers were held, and the title of each program



contained seven words, beginning in March, with “Learning All About Succulents from the Experts,” to “Ready, Set, Grow...Your 2018 Vegetable Garden,” in November. Seven special events also were held during the year to pay tribute to the anniversary:

- The club collected more than \$800 for the Seeds of Friendship project of The Garden Club of Ohio Inc., a collaboration developed by Partners in Conservation at the Columbus Zoo and Aquarium to help the people in Rwanda.
- The club’s annual plant sale in the spring served as a fundraiser with proceeds going to community beautification projects.
- To mark National Garden Week, club members distributed packets of seeds attached to cards that featured seven ideas for community enrichment. The club delivered freshly cut flowers to a local senior care facility in which garden therapy programs are held and also hosted a local free education garden class.
- The club’s 26th Annual WesterFlora

Garden Tour was held in July. More than 600 visitors attended the popular local event, which featured a kitchen garden, circa 1850-1900, situated on the grounds of the historic Benjamin Hanby House. The club developed the garden in 2005 and provides ongoing maintenance.

- The club dedicated a Blue Star Memorial Marker on Sept. 11 at Hanby Park in Westerville. The marker was placed along the Ohio to Erie Trail, an off-street recreational trail from the Ohio River to Lake Erie that spans from Cincinnati to Cleveland.
- The club held a Small Standard Flower Show in October at the Westerville Public Library, which coincided with the date of the club’s first meeting at the library 70 years ago.
- The club published a cookbook, “Munching and Mulching,” that featured 217 recipes contributed by members. ■

FOR-WIN-ASH GARDEN CLUB

For-Win-Ash Garden Club in Baltimore, Md., member of the Federated Garden Clubs of Maryland Inc., marks its 60th anniversary in 2019.

The garden club was founded in 1959 by Dr. Ivan Bradshaw Higgins, who envisioned a garden club that would provide a forum for residents to plan for continued beautification and enhancement of the area. Janice Gordon serves as its current president. The 29-member club is active in many community outreach projects, and recently

launched a collaboration with Morgan State University in Baltimore on an NGC scholarship program.

For-Win-

“For-Win-Ash Garden Club was the first African-American garden club in the area”



Reva Goodwin Lewie & R. Marcia Lewie Thompson, MD

Ash Garden Club was the first African-American garden club in the area, and is the first club to have an African-American Flower Show School judge. Two of the club's notable members include:



Lemuel A. Lewie, Jr. ▲

Lemuel A. Lewie, Jr., 98, who has been a club member for 40 years. Lewie served as a bombardier with gunnery training in the 477th Bombardment Group of the Tuskegee Airmen during World War II. He later received pilot training as a student officer. In his civilian career, Lewie served as a high school educator for 28 years. His expertise in horticulture is exemplified through his prize-winning dahlias and other horticulture specimens.

John Pumphrey, 88, a 25-year member of FWA, who has long been recognized as a wealth of knowledge in all things gardening and horticulture. In November 2017, he received a For-Win-Ash Garden Club lifetime membership and pin, and a page in the FWA 2017-2018 yearbook was dedicated to him in appreciation of his contributions, service and expertise. The club also presented him with “John’s Garden,” a book of photographs highlighting his years of membership. ■



KILMARNOCK GARDEN CLUB

Kilmarnock Garden Club in Kilmarnock, Va. celebrated its 50th anniversary in September, 2017. ■



Guests at a celebratory luncheon included (from left to right) Marty Bowers, president, Virginia Federation Garden Clubs Inc., NGC President Nancy Hargroves, Kilmarnock Mayor Mae Umphlett and Piedmont District President Judy Durant. Seven past presidents of the club also attended.

Grace Ann Miller, president, Kilmarnock Garden Club (right) was presented with a certificate of merit from the National Garden Clubs, Inc. by Hargroves. A certificate of achievement from Virginia Federation of Garden Clubs Inc. and resolution of appreciation from the Town of Kilmarnock, also were presented.



atkinson garden club

GARNERS PLANT AMERICA GRANT FOR DAFFODIL PROJECT




Atkinson Garden Club, Atkinson, N.H., garnered an NGC 2018 Plant America Grant that will enable it to continue in its efforts in an ongoing community beautification project in which seasonal plantings of daffodils adorn the area's vast byways. The ambitious project, which included the planting of 18,900 daffodil bulbs along Atkinson's section of the 44-mile Robert Frost/Old Stagecoach Byway, first was launched in fall, 2016, by the Atkinson Garden Club. The project quickly drew the support of Atkinson's Byway Committee and other diverse public and private organizations and businesses. The byway, which connects the towns of Atkinson, Hampstead, Chester, Auburn and Derry, celebrates and interprets the history of the original Boston-Haverhill-Concord stagecoach route. Noted New England poet Robert Frost drew inspiration from the scenic landscape along the route for many of his famous works. Atkinson Garden Club planted additional daffodil bulbs in fall, 2017. Club members also

▲ Yellow daffodils welcome spring on Memory Hill along the Robert Frost/Old Stagecoach Byway. Photo by Perry Johnson.
Atkinson residents help plant daffodil bulbs at Atkinson Community Center during "Make a Difference Day." Photo by Hedi Shikes.



▲ Volunteers use a power auger to plant daffodils along the scenic byway in Atkinson. Photo by Linda Jette.



▲ Linda Jette, president, Atkinson Garden Club, and member of the Scenic Byway Committee, delights in the first-year blooms on a hill in Atkinson's town center. Amanda Sabga/Eagle-Tribune photo.

have approached leaders of other towns along the byway to participate in their own daffodil projects. ■

oak cliff garden club project

The Oak Cliff Garden Forum, a federation of six garden clubs in Dallas, Texas, donated six copies each of NGC's early-reader books "The Frightened Frog," and "The Saved Seed," to Dallas Public Library branches located in Oak Cliff, a borough of Dallas. In addition, the Rainbow Garden Club North Texas, a member of the Oak Cliff Garden Forum, also made a donation of the books. With these donations, eight of the 29 branches in the Dallas Public Library now have complete sets

of these books. To complete this project, Oak Cliff Garden Forum is challenging other garden clubs in District X and local Friends of the Library groups to help place the books in every public library in the City of Dallas.

The Oak Cliff Garden Forum comprises Friends of Oak Cliff Parks, Oak Cliff Women's Club Garden Club, Ovilla Garden Club, Rainbow Garden Club of North Texas and Super Seeders Garden Club. ■



▲ Pictured are Dallas Public Library branch managers from seven of the eight branches that received the book donations. First row: Latari Thompson, Laverne Brown, Juli Hyatt, Kenya Elder, Michele Wilson. Back row: Ray Sablack, Matthew Shank.

multiple refreshers

NGC Multiple Refreshers provide ongoing education for garden club members and the public; however, they are designed for environmental consultants, gardening consultants and landscape design consultants. A multiple refresher is a great way to learn about and sample all three NGC Schools (Environmental-ES, Gardening-GS and Landscape Design-LDS). The NGC Multiple Refreshers chairman approves curriculum for these events, which may be relevant to two of the three NGC schools (Bi-Refresher), or all three of the NGC schools (Tri-Refresher).

To obtain refresher credit, you must be an NGC consultant in good standing in one of the three schools (Environmental, Gardening or Landscape Design). Consultants are required to refresh every five years and allowed to receive refresher credit only once per year. To become a master consultant, four refreshers are required. Only consultants in good standing may earn refresher credit.

Most consultants attending a refresher course are eligible to earn only one refresher credit and must designate their consultant field (ES, GS or LDS). Master consultants may designate multiple or simultaneous credits if they are masters in more than one school, assuming those schools are included in the refresher. Please consult the Multiple Refresher Credit Chart on the NGC website under

Schools/Multiple Refreshers at www.gardenclub.org

The first Multiple Refresher was held in Bermuda in conjunction with an NGC convention. Since then, over 100 have been held in the U.S., as well as in other countries including Ireland, Costa Rica and International Affiliate locations. Each event includes eight hours of learning and may include tours, hands-on workshops, lectures, docent-led tours, PowerPoint® presentations, etc. Some follow a two-day format, or one Saturday in two successive months, or perhaps one day before and after a convention.

If a Multiple Refresher is held in conjunction with an NGC convention or NGC Fall Board meeting, seven hours of study are required, as well as permission granted by the NGC president. Please note that NGC events are planned well into the future, so planning and approval by an NGC vice president is necessary.

These events are publicized on the NGC website, in this magazine and in the states and regions. Ongoing education fulfills our NGC mission and inspires people to join NGC. Many of these events involve local educators, Master Gardeners and future partnering organizations. ■

Lana Finegold

Chairman Multiple Refreshers
lanafinegold@msn.com

Inspiring Gardens Across America



P. Allen Smith
GARDENHOME™



WHITEWASHED WOODEN STAND WITH SUCCULENTS

\$39.95

This reclaimed wood holder is the perfect way to display succulents inside or out. The whitewashed wood stand holds three terracotta pots. You'll receive one pot planted with Hens and Chicks and two pots planted with an assortment of other succulents (often 2 or 3 varieties in the same pot). The succulents work best in a sun-drenched area of your home with minimal watering requirements.

SUNPATIENS® 'RAZZLE DAZZLE' COLLECTION




\$35.95 (includes one each of four SunPatiens varieties)


If you come to Moss Mountain Farm, you'll notice that I've planted SunPatiens just about anywhere I could. From the porch to the fountain garden, SunPatiens are ever-present in the outdoor "rooms" of the farm. They are low-maintenance annuals that grow in sun or shade. They also fill out so nicely that they give a look of abundance to any container or bed I put them in. Size: 3" pot.




'Starstruck'



'Wowza'



'Ultimate'



'Wild Child'

PEONY FLOWERING DAYLILY COLLECTION

\$29.95


The Peony Flowering Daylilies are a collection of THREE of the most wonderful colors and the most prolific reblooming double flowering daylilies we have ever raised. They will grow and bloom for years and will be the envy of all your gardening friends. All three 1-2 fan bare-root plants are yours for just \$29.95.



The **Lacy Doily** is a pastel creation in a soft coral-pink with ruffled edges and a creamy greenish-yellow throat that radiates into the midribs.



The **Rediculous** features bright, fire engine red blooms with a yellow throat and lighter midribs. After three years in the garden, they will have as many as 250 blooms in one season.



The **Unlock the Stars** produces a lavender-pink flower edged with a picotee of yellow ruffles that surround a yellow eye that flares out from its center. A very special specimen!

Place your orders online at
www.ShopGardenClub.org

Proceeds go to Plant America
Grant Program.



Inspiring Gardens Across America

Orders due by June 15, 2018

Quantity	Includes	Retail	Total
	Whitewashed Wooden Stand with Succulents 1 Whitewashed Wooden Stand, 1 terracotta pot with Hen & Chick, 2 terracotta pots with assorted succulents	\$39.95	
	SunPatiens® 'Razzle Dazzle' Collection 1 each of Compact White 'Starstruck', Compact Blush Pink 'Wowza', Compact Lilac 'The Ultimate', Compact Royal Magenta 'Wild Child'	\$35.95	
	Peony Daylilies 1 each of Lacy Doily, Rediculous, Unlock the Stars	\$29.95	

SHIPPING AND HANDLING CHART

MERCHANDISE TOTAL	STANDARD DELIVERY
\$25.00 - \$39.99	\$8.45
\$40.00 - \$59.99	\$10.62
\$60.00 - \$79.99	\$12.49
\$80.00 - \$99.99	\$13.57
\$100.00 - \$150.00	\$14.95
\$150 AND OVER	\$23.61

Each order includes planting instructions and a free mystery daylily.

MAILING ADDRESS:

Name: _____
 Address: _____
 City: _____ State: _____ Zip: _____
 Email: _____ Phone: _____

SHIPPING ADDRESS: (IF DIFFERENT THAN MAILING ADDRESS)

Name: _____
 Address: _____
 City: _____ State: _____ Zip: _____

CHOOSE METHOD OF PAYMENT:

Payment enclosed: Amount \$ _____
 Please make checks out to National Garden Clubs, Inc. No money orders.
 Your credit card will be charged when we receive your order.

CREDIT CARD INFORMATION:

Card Type: Mastercard Visa
 Cardholder Name: _____
 Card Number: _____
 Expiration Date (mm/yy): _____
 CIN #: _____
 Signature: _____

If you would like UPS tracking, please provide your email address. Only one shipping address per order form. If you'd like to ship to multiple addresses, please complete one form per shipping address.

Note: We only ship to the lower 48 states.

Place your orders online at www.ShopGardenClub.org

Or Mail Order form to:

National Garden Clubs Inc., 4401 Magnolia Ave., St. Louis, MO 63110



ORGANIC
 A natural in the garden since 1929.



ESPOMA ORGANIC AND NATIONAL GARDEN CLUBS
 ARE PARTNERING TO HELP COMMUNITIES

Plant America!

Your local garden projects and programs provide inspiring opportunities that bring neighbors, cultures and generations together to share the experience and joy of gardening. As recognition of the valuable resource that your club contributes to your community, 20 local garden clubs across America will be awarded grants. Recipients will earn up to \$250 of Espoma Organic Plant Foods & Potting Soils. So be inspired America! Join our effort to Plant America Together. Register your garden club today! Sign up at: www.espoma.com/garden-clubs.



Be a part of 'Plant America' and watch your community grow!



Your good work deserves to be recognized...



Visit us at www.espoma.com and join our gardening community



gardening SCHOOLS

To celebrate National Garden Week, the four councils of The Federated Garden Clubs of Maryland Inc. will offer a combined program on June 5.

More than 100 attended last year's event, which was so well-received and profitable for the councils, it was brought back this year by popular demand!

In addition, all councils will be active this year:

- Environmental Schools Course II, April 24-25.
- Gardening Schools Course III, May 15-16.
- Landscape Design

Special Program for landscape design council consultants to refresh and open to the public, Sept. 18.

- Judges Council will hold a Flower Show Symposium, Nov. 6-7.

We hope you will be able to join us for some of these events. ■

Diana Bonner

President

The Federated Garden Clubs of Maryland Inc.

debonner@verizon.net

Barbara Hadsell

Chairman, Gardening Schools

barbarahadsell@cs.com

Make your check in the amount of **\$25.00** per person payable to **FGCMD Councils Program** and send to:

FGCMD
P.O. Box 65172
Baltimore, Md.
21209-0172

No tickets will be issued. Payment at the door will only be accepted if seating is available.

IF YOU WANT A GUIDED TOUR OF THE GARDENS (WEATHER PERMITTING), YOUR RESERVATION IS REQUIRED AT THE TIME OF YOUR REGISTRATION (NO EXTRA CHARGE).

CELEBRATE! NATIONAL GARDEN WEEK

Tuesday, June 5, 2018

At the Vollmer Center

4915 Greenspring Ave., Baltimore, Md. 21209



BACK BY POPULAR DEMAND!

A day of learning, shopping and friends sponsored by FGCMDC's tour councils.

AGENDA

8:30 am Doors Open

9:15 am Welcome

9:30 am **Environmental Consultants Council:** The vivacious Keri Wixted, Education and Outreach Specialist, Department of Natural Resources presents "On the Brink, Maryland's Rare, Threatened and Endangered Species."

10:15 am **Landscape Design Council:** The exciting Kirk Brown discusses "No Water Required - Sculptures in the Landscape"

11:00 am Break

11:15 am **Judges Council:** Extraordinary floral designs by some Flower Show Judges and discussion of the 2017 Handbook for Flower Shows.

12:15 pm **Gardening Consultants Council:** PowerPoint of Cylburn Arboretum's grounds followed by guided and self-guided tours of Cylburn's fabulous gardens. You are welcome to bring your lunch to enjoy at the Vollmer Center.

environmental SCHOOLS

What happened to the word "Studies" in "Environmental Schools"? That is just one of the changes in regard to NGC educational schools. Two NGC schools have new names – Gardening

Schools (previously Gardening Study Schools) and Environmental Schools (previously Environmental Studies Schools). In addition, NGC has eliminated the \$5 course registration fee to encourage

electronic registration of courses for all four educational schools. Students and refreshing consultants still pay the \$5 course fee to NGC at the conclusion of the course. You may access all courses on the NGC website, www.gardenclub.org, under the schools tab.

An Environmental Schools Course I, "The Living Earth," was held at Old Fort Parker, Groesbeck, Texas, in January. State Chairman Pam Grotts led the course and served as instructor. Additional instructors included myself and Ann Kilgore, a local resident who is familiar with wildlife management and



Recycled rotisserie chicken containers with domed lids were used to make "greenhouse" terrariums planting lettuce seeds for microgreens. Attendees were asked to bring a container and the soil and seeds were provided. This activity launched a discussion on the greenhouse effect, as well as concepts of recycling and planting your own food. (Pictured left to right: Mary Fran Massena, Judith Boeckner, 2009-2011 NGC President Renee Blaschke, Eleanor Floeck and Heather White.)

presented the information for the wild-life management field trip.

The school consisted of four courses: the Living Earth, Land, Air and Water. Students received information on geology, biology, chemistry, politics, economics and ethics, which are the

Joe Valdez and Sandra Hall participated in a painting opportunity provided by Sarah McReynolds and Shelia Scgnus, Hondo Garden Club, Hondo, Texas.



sciences and humanities that contribute to Environmental Science. In addition, students attended lectures and were provided with DVDs to reinforce lecture topics, as well as other information to take home.

A field trip was included in each school to help demonstrate principles from specific courses. A special feature of the Environmental Schools of Texas Garden Clubs Inc. is value-added workshops, in which students participate in hands-on activities.

The next course is planned for summer 2018. Please join us! ■



Attendees at the NGC Environmental Schools Course I, Old Fort Parker, Groesbeck, Texas, in January.

Heather M. White, M.D.

Landscape Design Schools Accrediting Chair for NE & CA Regions

HeatherMWhiteMD@aol.com

Pat Rupiper

Chairman, Environmental Schools

patrupiper@gmail.com

 Photos by Brenda Tomey

landscape DESIGN SCHOOLS

“*Enjoyment of the landscape is a thrill..*”

- DAVID HOCKNEY

In January, NGC Member Services ran out of copies of our Landscape Design Schools text, “Stewards of the Land.” Copies have been ordered and stock should be replenished by the time you read this. Check back with member services for availability. We are sorry for the inconvenience to those who have tried to place orders.

We are delighted to report that North Carolina is beginning its first LD School in six years and already has 43 students registered, weeks ahead of the school

date. And, we are equally delighted that new school series are beginning in Kentucky, Missouri and Texas in the coming months. When will the next school begin in your state? Your NGC LDS chairmen are here to answer your questions and assist with your school.

Be sure to check out the spring issue of “Newscap,” our colorful newsletter about LD Schools and Councils, which should be available on the LDS Web page when you read this. We ask that you share it with LD Consultants and students in your state. You are invited to contribute to it and to share with us news, assessments, questions, concerns and photos about any LDS course or refresher and any Council event that you attend.

News and reminders:

- Lori Braun (LBraun@gardenclub.org) has replaced Emily Huck as NGC schools secretary at NGC Headquarters.
- One must attend all sessions of a course or refresher in order to receive credit toward becoming a consultant or refresher credit.



Students attended an NGC Landscape Design School in November, 2017, in Denver, Colo. The educational school was funded by a grant from the Colorado Garden Foundation. Photos by Doris Duckworth.

- Consultants must refresh by the end of the fifth calendar year after becoming a Consultant or last refreshing. Failure to do so causes your NGC consultant status to lapse.
- Use the fillable forms posted on the NGC website for all school administration. Using these forms eliminates the need to make many copies, eliminates postage expense and expedites delivery (by email) of the forms to those who need them.
- Don't let the school and consultant records in your state fall into the “black hole.” See the article on

page three of the February issue of “Keeping in Touch.” Consultants are asked to maintain a copy of their own records.

Stay involved In NGC schools. Support them and keep learning from them.

“Education is the most powerful weapon which you can use to change the world.”
–Nelson Mandela ■

Greg Pokorski

Chairman
Landscape Design Schools News
GregPokorski@earthlink.net

Flower Show

SCHOOLS NEWS

**“Just living is not enough,” said the butterfly.
“One must have sunshine, freedom and a little flower.”**

- HANS CHRISTIAN ANDERSON

As when trying anything new, it may seem daunting to tackle the depths of a book or master the capabilities of a tool.

As you continue to explore the details of the 2018 Handbook for Flower Shows, more requests for clarification emerge. This is good. It shows you are critical thinkers and devising ways in which you may employ the opportunities to meet your needs. Keep the questions coming; give us your feedback. Let us know how we can better facilitate efforts to implement Plant America by holding NGC Flower Shows.

Q My club wants to have our flower show evaluated and hopes to apply for an NGC Flower Show Achievement Award. Where do we find information about how to do this?

Go to the NGC website: www.gardenclub.org Click on Flower Show Schools; scroll down to New Flower Show Achievement Awards. You may print this document for your use. (Included is a section on the procedure for evaluating flower shows.) Application forms are listed under Forms.

Q We want to include a Section for arboreals in our flower show, but are unclear on what is meant by “central leader” of a branch?
Central leader is the main axis of a

branch. For ideal form, it should be undivided, longer than side branches and have an apical tip. See illustrations in Horticulture Exhibiting & Judging, Plates 57, 58.

Q My District is planning a new series of Flower Show Schools and has appointed me local chairman. Where do I find out which plants are to be studied during the series?

This information is included in the Flower Show Schools Checklist found on the NGC website. Go to Flower Show Schools, and then click on Forms. The categories to be studied include: 2 cut specimens, 2 container-grown specimens, 2 arboreals and 2 optional. Although it is not mandatory, a balanced selection of plants is desirable, including both flowering and foliage, annuals/biennials/perennials, bulbs, succulents, roses, fruits/nuts/vegetables and different kinds of arboreals, needled/broadleaf/flowering/evergreen/deciduous.

Q Last fall, I attended Course I of FSS and took the written exams, but failed one. Am I permitted to attend for credit Course II this spring?
Handbook, Page 113, III. A. Becoming a Student Judge: Attend Course I, and then any other two courses of the

three remaining. P124 I. All students MUST take Course I as a prerequisite to the other courses. Nothing says the students must PASS the Course I before taking another course. Therefore, the answer to your question is, “Yes, you may attend Course II for credit.” However, on Page 114, B. note that, to become a student judge, one must pass all written....exams for Course I and the other two courses of the three remaining. The bottom line is: to attain the level of student judge, somewhere, sometime, you must take and pass the exams for Course I.

Q I've read the Awards document on the NGC website, but am unclear as to the terminology. I understand every show, regardless of the size of the sponsoring organization, must include at least one Educational Exhibit. But, what about the additional Divisions? How many classes/sections must be included to count as an additional Division requirement?

To qualify, each additional Division must include a Section of at least three classes. In the Botanical Arts Division, it may be a Section for Dried Materials, another Section for Artistic Crafts. A Section on Photography would count. (Each Section counts as one of the two additional optional parts.) Or, if a Youth Division, a Section for Youth Horticulture and a Section for Youth Design, count as two additional optional parts. Each section could be eligible for a Section Award. Just having one class of something would not count. It must be a section.

Q My Judges Council has been studying the new designs. We disagree on how to interpret the description in the Handbook of the Low-Profile Design. #1 refers to it being “at least four (4) times long and/or wide as it is high.” Can you clarify?
The statement means that the height of the completed design must not

exceed one-fourth (¼) the length OR one-fourth (¼) the width, whichever is more. No minimum or maximum limits are imposed on length or width except design must comply with space allotted as stated in the Schedule.

Q Can a low-profile design be exhibited vertically?

No, that would be missing the point. It is not a hanging design. The Low-Profile Design is intended to be situated on a low platform/table (typically no more than 24” high) and viewed from a standing position, looking down. Unless you are using stilts, you really can't look down on a table or stage.

Q The Handbook describes Functional Tables as being for two (2) or more persons. How do you explain “Table/Tray for One”?

The Functional Table category includes those set for any number of persons as determined by the Schedule. The Schedule describes the staging as either provided by committee or to be furnished by exhibitor. Trays are always functional.

A follow-up on my article in the TNG 2018 winter issue on locating websites that list invasive plants for your area: you may wish to try www.edd.maps, which covers all 50 states and is county specific.

Please note: The 2019 Instructors Symposium will be limited to NGC FSS instructors only. State FSS and judges council chairmen will not be invited to attend.

Garden club members are curious, nurturing, resilient and determined. We hope you continue to explore the world around you, reach out to your neighbors, pick yourself up after an upset and make up your mind to meet each new challenge with renewed effort. Be more like the plants you love and keep on growing! ■

Dorothy Yard

Chairman, Flower Show Schools
dotyard@verizon.net

Environmental Schools

COURSE I

River Forest, Ill.

April 24-25

Chairman: Leanne McRill, 630-213-2249, lmcRill@comcast.net

COURSE II

Baltimore, Md.

April 24-25

Chairman: Linda Harris, 443-695-2071, lindaharris355@aol.com

Groesbeck, Texas

July 13-15

Chairman: Heather M. White, M.D., 979-220-7545, heathermwhitemd@aol.com

COURSE III

Normandy Park, Wash.

April 17-18

Chairman: Linda Haas, 206-243-7212, linda-haas@comcast.net

Normandy Park, Wash.

April 17-18

Chairman: Christine Calderon, 206-242-1955, christine.calderon@gmail.com

Groesbeck, Texas

Jan. 4-6, 2019

Chairman: Heather M. White, M.D., 979-220-7545, heathermwhitemd@aol.com

COURSE IV

Derwood, Md.

May 17-18

Chairman: Lydia Barbour, 310-203-6696, lydiabarbour@hotmail.com

Gardening Schools

COURSE I

Boylston, Mass.

April 12-13, 2018

Chairman: Joy DiMaggio, 978-460-0851, jmarykay@outlook.com

Monroe, Mich.

May 8-9

Chairman: Liz Bohland, 734-693-3132, lbohland@hotmail.com

Raleigh, N.C.

June 4-5

Chairman: Linda McLendon, 919-736-1255, mclendonl@aol.com

Fairfax, Va.

Oct. 4-5

Chairman: Joyce Skoglund, 703-591-4017, Jeskog612@gmail.com

COURSE III

Madrid, Iowa

April 12-13, 2018

Chairman: Ada Mae Lewis, 515-232-0608, adamaelewis@gmail.com

Baltimore, Md.

May 15-16

Chairman: Linda Harris, 443-695-2071, lindaharris355@aol.com

Great River, N.Y.

Oct. 17-18

Chairman: Lynn Pezold, 631-271-8817, lynn@pezold.net

New Smyrna Beach, Fla.

Nov. 8-9

Chairman: Sally Flanagan, 386-428-3170, sfflan@aol.com

COURSE IV

Madrid, Iowa

Sept. 20-21

Chairman: Ada Mae Lewis, 515-232-0608, adamaelewis@gmail.com

New Smyrna Beach, Fla.

Feb. 12-13, 2019

Chairman: Sally Flanagan, 386-428-3170, sfflan@aol.com

Landscape Design Schools

COURSE I

Bowling Green, Ky.

May 16-17

Chairman: Jim Mullen, 270-522-4139, jim.mullen@att.net

Springfield, Mo.

July 18-20

Chairman: Nancy Bahn, 573-450-4943, Nancybahn28@gmail.com

COURSE III

Williamsburg, Va.

April 16-17

Chairman: Glenda Knowles, 757-651-0401, ggknowles@cox.net

COURSE IV

Kalamazoo, Mich.

April 23-24

Chairman: Terry Harding, 231-947-0568, wsharding@chartermi.net

Morgantown, W.Va.

May 16-17

Chairman: Jan Mitchell, 304-292-8110, jangarden2@comcast.net

Falmouth, Maine

Sept. 12-13

Chairman: Harriet Robinson, 207-743-7236, harrietlewisrobinson@

gmail.com

Richmond, Va.

Oct. 1-2

Chairman: Glenda Knowles, 757-651-0401, ggknowles@cox.net

Bi-Refresher

Harrisonburg, Va.

June 12-13

Chairman: Jo Sellers, 703-451-7037, josellers@cox.net

Tri-Refresher

Augusta, Ga.

April 20-21

Chairman: Virginia Allen, 706-736-6793

Gainesville, Fla.

June 11-13

Chairman: Jeanice Gage, 352-332-1596, jeanicegage@cox.net

Harrisonburg, Va.

June 12-13

Chairman: Jo Sellers, 703-451-7037, josellers@coxnet.com

Hickory Corners, Mich.

July 10

Chairman: Rita Crawley, 734-395-2485, rcrawley@dundeecastings.com

Dublin, Ohio

Oct. 25-26

Chairman: Pat Rupiper, 614-423-8646, PatRupiper@gmail.com

Flower Show Schools

COURSE I

Boise, Idaho

April 12-14

Registrar: Pat Baker, 208-870-1299, patbaker@live.com

Richfield, Minn.

April 13-14

Chairman: Letti Delk, 320-250-9647, lmdelk@charter.net

East Brunswick, N.J.

May 1-3

Registrar: Gail Bassolino, 973-650-9783, cbassolino@aol.com

COURSE II

Little Rock, Ark.

June 7-9

Registrar: Jo Krallman, 501-847-9171, krallman@sbcglobal.net

Winston-Salem, N.C.

July 16-18

Registrar: Trish Sumners, 336-945-4433, brssmm@yahoo.com

Moundsville, W.Va.

August 9-11

Registrar: Carolyn McCafferty, 304-845-4302, dancrlyn@aol.com

COURSE III

Grove City, Pa.

April 24-26

Registrar: Joyce Milberg, 814-755-7766, 2thomsmil@gmail.com

COURSE IV

Norland, Wash.

May 1-3

Registrar: Mary Lou Waitz, 360-928-3728, Marylou.94@hotmail.com

Flower Show Symposiums

Pleasanton, Calif.

May 4-6

Registrar: Shane Looper, 650-811-0172, SLooper@sbcglobal.net

BENT AND TWISTED STUDIOS

Fundraising Ways and Means Packages
Ken Swartz

Sculptor of Abstract Metal Floral Design Containers for NGC for over 23 years

- Large and Small Boxes
- 3-7 Large Sculptures
- 8-15 Minis
- Magnet Tubes

Our sculptures make great design examples at symposiums, conventions, design schools, judges' councils and Flower Show Schools.

Our Guarantee

- We pay all shipping
- We ship directly to your event
- All items labeled with prices
- Keep items until they are sold

YOU RECEIVE 15% OF ALL SALES CALL 414.243.1290

www.bentandtwistedstudios.com

The Floral Designers Website

Denver, Colo.
May 15-16
 Registrar: Louise Niekerk, 303-278-3523, fivecatsbox@comcast.net
Rochester, N.Y.
June 12-14
 Registrar: Donna Lowry, 585-637-6025, donnadonlowry@aol.com
Ann Arbor, Mich.
June 25-26
 Registrar: Lynn Dinvald, 269-343-3827, ydoubleLNE@aol.com
Columbia, S.C.
July 25-26
 Registrar: Susan Thomas, 864-958-2332, Elt3z28@aol.com

Birmingham, Ala.
Aug. 8-9
 Registrar: Sybil Ingram, 205-733-9536, sybil40@charter.net
Marshalltown, Iowa
Aug. 27-28
 Registrar: Sandra Quam, 515-386-4679, zeldaq@hotmail.com
Westbrook, Conn.
Oct. 16-18
 Registrar: Kris Urbanik, 860-659-1811, krisburb@cox.net
San Antonio, Texas
Oct. 21-23
 Registrar: Ginger Hodges, 210-334-1760, justginger1@sbcglobal.net

Loranger, La.
Oct. 29-30
 Registrar: Sherri Labbe, 985-851-3593, shedigsdirt@att.net
Palm Beach Gardens, Fla.
Nov. 4-6
 Registrar: Susan Hillson, 561-333-0740, susan@thehillsongroup.com
Berea, Ky.
June 10-11, 2019
 Registrar: Mary Turner, 849-261-0799, maryturner@tetrotech.com

Cultivate our Garden Community

WITH GARDENING TIPS, IDEAS AND PROJECTS

Members of National Garden Clubs are a wealth of knowledge and information on all things in the garden.

Do you, or your club, have gardening tips, tricks, ideas or project successes to share?



The National Gardener would like to tap into your skills and talents, as well as showcase your favorite projects.

PLEASE SEND:

- **A brief description** of your idea or how a unique project fostered success.
- **A photo or two** of your project is welcome. Photos must be high resolution 300 dpi with photo credit information provided.

SEND TO:

Patricia Binder, editor
 The National Gardener
 patricia.b.binder@gmail.com

FREE RESOURCES FOR YOUR GARDEN CLUB

Fundraising opportunities
Raffle prizes
Volunteer gifts
Garden tour giveaways

CONTACT DAYNA TO GET STARTED
DAYNA@GARDENDESIGN.COM
(855) 624-5110



GARDEN DESIGN
 MAGAZINE

Photo by Ngoc Minh Ngo

the wrong plants

IN THE WRONG PLACE

An invasive species is any plant that is not native to a specific location. It can wreak environmental damage as it spreads. Noxious plants are designated by agricultural authorities as causing injury to agricultural or horticultural crops, natural habitats or ecosystems. Most invasive species and noxious plants were introduced by a lack of information or experience or mismanagement.

NGC promotes the use of native plants and the avoidance of the use of invasive and noxious species as part of its goal of educating club members and the public. Action must be taken to address a mile-long stretch

of kudzu-choked trees along a highway or to rehabilitate a lake dying because of an infestation of purple loosestrife.

But, in our own landscapes, we can make choices that collectively have just as great an impact.

Native plants contribute to the overall health of the environment. It isn't just pollinators and other insects that depend on them; so do bacteria and all other life forms, including humans. We

are all interdependent. The use of native plants and the elimination of invasive and noxious species in our landscapes are important to keep an ecological balance and a healthy environment.

“Native plants contribute to the overall health of the environment.”



The front yard of a residence in Franklin, Tenn., features landscaping by a local native plant nursery. It is a good example of how the use of non-natives and minimal grass can reduce ongoing maintenance.



An area surrounding an NGC Blue Star Memorial Marker at a visitor's rest center on an interstate in Illinois was planted with native wildflowers that attract native pollinators. It demonstrates how native plants can beautify an area visited by many travelers.

In what ways can garden clubs make a difference?

- When planning and hosting a flower show, in addition to the schedule of allowable materials, NGC member clubs might consider offering adjunct information on plants deemed invasive, as well as resources, such as websites that list excluded plants.
- It's an encouraging sign that native plants, once the province of specialty nurseries, have gone mainstream. Across the U.S., a growing number of nurseries offer and highlight native plants for sale. The best nurseries also consider climate diversity, and feature plants adapted to thrive in the local area. The more we patronize these nurseries, the more we plant local natives, the more obvious the benefits become.
- Plant sourcing is important. Patronize only responsible nurseries whose stock is derived from sources other than collecting from the wild to prevent the very plants we want to save from becoming endangered.
- There are many resources online in which you can obtain a list of noxious plants according to each state. In addition, you may also look into other aggressive invaders for future garden planning.

- Consider hosting a community forum on the scourge of invasive plants and the plight of native plants and animals (such as birds, butterflies and bees).

Unless you have created your landscape from scratch in the past decade, you may well have plants in your garden that are now recognized as noxious or invasive. It is recommended that one-time garden staples, such as privet, (*Ligustrum vulgare*), Japanese honeysuckle (*Lonicera*) and burning bush (*Euonymus alatus*) should be removed from your garden. However, be aware that these are bushes, which can be very hard to remove, and may reappear from suckers.

Why not leave the invasive plants in your garden alone? What harm are they doing to anyone else? Today's noxious plant in your yard is your neighbor's problem tomorrow because birds eat the plant's berries and deposit the seeds, complete with a dose of fertilizer, in all the gardens and public spaces around you.

It's going to take a concerted effort to "root" out the problem of invasive and noxious plants! ■

Pam Braun

*Invasive Species Horticulture Committee
Braun3@earthlink.net*

THE *Happy* GARDENER'S *Guide*

- DO YOU DARE TO MOVE A PEONY? -

Being my mother's daughter, I like to rearrange the furniture from time to time.

I remember when I first discovered I could also rearrange the "furniture," (read: perennials) in my garden. Early on, I made the mistake of planting a peony collection among the trees that lined one edge of the yard. When I realized why my peony dreams were not coming true (too much shade, too many competing tree roots), I decided to transfer them to the bright, sunny area near my vegetable garden. The deed was done when the peonies were young and now, a dozen years later, they are full and floriferous. The sight of them in full bloom makes my heart soar like a hawk. This past season, I walked among them and decided that one of them had become oversized for that area. In addition, in the latest catalog I spied a new Itoh peony, "Cora Louise," that I imagined would be perfect in that very corner.

Out came the transplanting shovel and the raw determination to move that full-sized peony. Hours later, I was not much further along than when I first started. Did those roots go halfway to China? Maybe the ground should be softer? So, it was hosed liberally and I let my tired muscles rest.

When I returned to my task the following day, the constant tug-of-war was turning into a soggy mess. A

young gardening friend happened by and paused to help with the shoveling efforts. After a few more tries, she wisely intoned: "You need your husband's help with this!" She was right. So, with my husband's help, we overpowered the massive root ball, which filled up the wheelbarrow. After a good hosing down, the root ball revealed a tangled web of roots that seemed to defy any possible division.

My husband suggested using the "Sawzall" (reciprocating saw). I remembered it as the vicious demolition tool that separated the shower/tub unit from our bathroom walls. The Sawzall turned out to be just what was needed to carve two dozen clumps out of the massive pile of roots. Some of those divisions boosted the funds of my garden club's yard sale and the rest were scattered further abroad at the next farmer's market. None remained in my garden.

When autumn came, and it was time to plant my new peony, I sighed with contentment. It will be a smaller, but delightful, focal point in the corner that was cleared for it. I plan to let it be. In fact, I now plan to quit moving my peony furniture. I am ready to let them stay where they are for the next 100 years! ■

Charlotte A. Swanson
Consultant, Gardening Schools
swansson@daltontel.net

ONLY \$6.99 /MONTH

Hortus tv
Television for Gardeners

NO ADS, NO COMMITMENT

STREAM GARDEN SHOWS YOU LOVE

FREE TRIAL AT HORTUSTV.COM

SPECIAL OFFER TO ALL MEMBERS OF NATIONAL GARDEN CLUBS, INC.

25% DISCOUNT ON ALL SUBSCRIPTIONS TO HORTUSTV. ENJOY A FREE TRIAL, THEN SUBSCRIBE USING PROMO CODE: **NGC18**

A designer's love affair with trees

BY BRUCE CRAWFORD

Without question, everyone loves and appreciates a tree. I also suspect that everyone has a memory that is associated with a tree. Whether that memory is climbing a tree, swinging from a rope swing hung from a branch, enjoying a picnic in the shade or, dare I say, perhaps a first kiss or a wedding proposal, many of us have an emotional attachment to trees.

There also are numerous reasons to appreciate trees for their contributions to the garden and for making our homes more enjoyable. However, planting a tree typically is not the first focus of homeowners when they plan a garden. Rather, the focus is on adding a collection of shrubs to soften or hide the home's foundation. Given that most trees need 30 years to mature before they can provide true benefits, trees should be one of the first plants installed, not the last. Fortunately, a number of gardeners are considering

planting a new tree in their landscape and garden, so they, or perhaps the next homeowner, may enjoy the many benefits of a mature tree.

Trees create beneficial shade

Trees are best known for creating shade, which provides a cool respite for humans or animals.

Shade is beneficial to a home. If a shade tree, such as the Red Maple (*Acer rubrum*), is placed on the southwest side of a home, it will shield the house from the sun's rays during a hot summer, yet allow sunshine to warm the home during winter. Trees create a microclimate around the

home. This can translate into savings. According to the U.S. Forest Service, strategically placed trees can save homeowners up to 56 percent on annual air conditioning costs. Evergreens that block winter winds can save 3 percent on heating expenses. The key is not to ring the house with trees, as that can set the

“...strategically placed trees can save homeowners up to 56 percent on annual air conditioning costs.”

The Kentucky Coffee Tree (*Gymnocladus dioica*) offers fine texture in summer and bold texture in winter.

tone for a very dark and dreary interior. In addition, shade does so much more than cool a person or building through blocking the sun. Shade also cools the air through “evapotranspiration,” a process by which water is transferred by evaporation from the soil and other surfaces by plants. Through the act of the tree losing water through the stomata in its leaves, the surrounding air is cooled, much like our bodies are cooled through the process of perspiration. Evapotranspiration is reduced during a hot sunny afternoon, especially during drought. Yet, water loss still occurs, and the tree imparts a cooling effect upon the air beneath and around the plant.

Trees add depth to the garden

Shade creates depth in the garden. When viewing a garden on a sunny day versus a cloudy day, you may notice the attributes of shade and how it creates depth in the garden. Shadows cast by a tree enhance the illusion of depth and beckon you to look past the trunk, beneath and beyond the lower branches and the body of the tree. It is impossible to state exactly where a tree should be placed to increase the perception of depth, as it depends on the individual garden design. However, a tree

▶ The Bigleaf Magnolia (*Magnolia macrophylla*) offers texture, and can be a stunning addition to any garden. Leaves can reach up to 18 inches long and 6 inches wide.



▲ The brilliant foliage of a red maple in autumn brings splendor to the grounds of the offices at Rutgers Gardens.

placed near the foreground provides a “measuring stick” by which a distance can be judged. Some people may feel their garden is too small for a tree, but even the smallest of gardens can benefit from a tree!

Trees create form and space

Trees not only generate depth, but also create and form spaces. Some homes may be situated in old fields, bare of woody vegetation. To carve out a garden space, provide winter interest or block winds, homeowners may plant conifers to create evergreen “walls.” Deciduous trees actually do a much better job of shaping space than evergreens. While the pyramidal shape of most evergreens can sharply define an outdoor area, the space may not be as welcoming or offer the emotional impact of the oval, globe or vase shapes of a deciduous tree.

Trees subdue noise, add texture

Many people consider evergreens to be ideal at subduing audible distractions due to their ever-present foliage and denser visual appearance. However, the varied angles of the leaves of the evergreen are much

more efficient at baffling noise during the spring, summer and autumn months. Using deciduous trees in combination with conifers is often the best solution year-round.

Trees also have texture. This may not be a benefit considered by most, since most trees have a medium texture in summer and a relatively fine texture in winter. Yet, a number of trees boast textural interest through wonderfully bold or lacy foliage.

Healthy trees mean healthy people

Trees provide a number of healthful benefits. In a study conducted by Texas A&M University in College Station,



◀ A landscaping project at The Grand Cascades Lodge in Sussex County, N.J., demonstrates how the plantation of trees creates shadows and the canopy makes space appear larger.



Texas, people exposed to settings with trees experience changes in blood pressure and muscle tension and have a significant recovery from stress within a five-minute period.

According to statistics by the United States Forest Service:

- One hundred trees remove 53 tons of carbon dioxide and 430 pounds of other air pollutants each year.
- Tree-filled neighborhoods lower levels of domestic violence and are safer and more sociable.
- One hundred mature trees catch approximately 139,000 gallons of rainwater per year.
- Consumers shop more frequently and linger longer in tree-filled commercial areas.
- Each front-yard tree adds value to a home's sale price.

The color green has long been regarded to be a stress-reducer. When people are immersed in the tranquility of a green setting, the reduction in stress translates to real health and medical benefits.

“The color green has long been regarded to be a stress-reducer.”

Geoffrey Donovan, Ph.D., a research forester with Pacific Northwest Research Station in Portland, Ore., conducted a test on human health and impact by the loss of ash trees from the emerald ash borer. Taking census data from 1990 to 2010 across 15 states, Donovan found the loss of 1 million ash trees correlated with the deaths of 15,000 individuals from cardiovascular disease, with an additional 6,000 individuals from lower respiratory disease. Trees remove particulate matter from the air, which may explain the correlation with respiratory disease in his study.

I have a passion for trees. Trees are impressive and it's hard to overlook their many



▲ Trees can evoke a variety of emotions. A field of American holly (*Ilex opaca*) at Rutgers Gardens (bottom) creates an air of mystery, but impedes on the space and view. The allée of American elm (*Ulmus americana*) that line a walkway in Central Park, New York City, N.Y., creates a cathedral effect that is inviting to pedestrians.

benefits. Yet, they often are a neglected tool in the garden designer's tool box. My hope is that my arboreal love affair proves to be highly infectious! ■

Photos by Bruce Crawford

bcrawford@sebs.rutgers.edu

Bruce Crawford is director of Rutgers Gardens, the official botanic garden of Rutgers University in New Brunswick, N.J., a popular destination for

students, faculty and the community. The 130-acre Rutgers Gardens includes 60 acres of horticultural collections featuring designed beds, specialty gardens, tree and shrub collections, lawns and walking paths, as well as the adjoining 70-acre Frank G. Helyar Woods. It is open to the public year-round and admission is free. Visit www.rutgersgardens.rutgers.edu This is Crawford's second article for *The National Gardener*.

References:
U.S. Forest Service
www.fs.fed.us

WHY DOES THE AIR WE BREATHE need good soil?

Human beings breathe in approximately 35 pounds of air every day. Air quality is likely not a topic of conversation at the dinner table or during a sports event. It is something we take for granted. If we check the latest weather forecast, sometimes there is information on air quality to give us an idea on what to expect for the day that lies ahead.

Many of us do not realize that soil is good only when it is healthy. We instinctively feel that good soil is dark, crumbly and rich in organic matter, which is important when we start to prepare our garden for the season's planting. A community of plants is connected by the interaction of an underground network of soil microorganisms, including fungi, nematodes, and even benefits from moles. Plants use the sun's energy to pull carbon dioxide out of the air to create a carbon-rich syrup to fuel growth, tossing off oxygen as a waste product. About half of this syrup goes into the underground to feed the soil microorganisms. The other half is used by the plants. To pay for the calories the plants supply, microorganisms bring to plants nutrients extracted from the mineral portion of the soil (rocks, sand, silt and clay).

All of the action below ground can

“...soil is good only when it is healthy.”

also have a profound impact on the air we breathe. Plants pull carbon from the air and pump it into the soil. Soil microorganisms eat it and store it into their own bodies.

The soil serves as a carbon storehouse—Earth's largest terrestrial carbon sink.

The world's soil has lost one-half to two-thirds of its carbon in the centuries since agriculture began. The practices of

heavy chemical use, tilling and leaving the ground bare during fallow periods and installing monocultures reduces landscape biodiversity. It disrupts communities of microorganisms and allows soil carbon to volatilize and become atmospheric carbon, which according to some scientists, contributes to global warming.

The soil-health approach offers a multitude of benefits: higher production, more resilience in the face of extreme weather, cleaner air and water and the enhanced protection of biodiversity. The key is to treat the soil more respectfully and enhance its productivity. We can help in this effort and do our part in our gardens, lawns and neighborhood parks.

Mary Jacobs

*Environmental Concerns and Conservation Committee Air Quality
mary_gardens@att.net*



A FUNDRAISING IDEA For Garden Clubs

Sell a case of Atlas Garden Gloves to your local garden club and easily **make over \$400.00!**

- Mix and match assorted colors and sizes.
- Retail price is \$5.99 or more per pair.
- Your cost is \$2.98 per pair.
- 144 pairs are in a case for a total of \$429.00.
- Free shipping.




For details or order form:
Email info@palmflex.com
Phone 800-856-4817
Visit www.palmflex.com

PalmFlex
Gloves and Safety Solutions

Atlas is a registered trademark of Showa Glove Co.

FROM THE NGC Member Services Department



The 2019 Vision of Beauty Calendar primarily is a showcase for the floral designs of members of National Garden Clubs Inc. and offers inspiration to all designers! \$6.75

The Handbook for Flower Shows, 2017 edition is now available in an online interactive PDF version for use on computers and mobile devices. The digital format offers a convenient way to access the handbook at flower shows. The handbook, required for all flower show judges and recommended for all clubs, offers updated ideas, new designs, new awards, botanical designs and so much more. The digital version of the 2017 Handbook for Flower Shows is \$25 and can be downloaded from the NGC website.

ORDER TODAY!

Member Services
National Garden Clubs Inc.
4401 Magnolia Ave.
St. Louis, MO 63110-3492

Shop online: www.gardenclub.org
Call: 1-800-550-6007
E-mail: headquarters@gardenclub.org
Fax: 314-776-5108

PLEASE VISIT



May 20-24, 2018

NGC Member Services at National Garden Clubs Inc. 89th Annual Convention, Philadelphia, Pa.

Come shop our wide array of unique items perfect for any gardener or gardening enthusiast.



SEE YOU THERE!

