



The National Gardener

Winter 2013

GARDENERS

SUPPLY COMPANY

America's #1 gardening resource for innovative, earth-friendly products in partnership with National Garden Clubs

save
20%
on gardening orders
(\$100 or more)

5% OF ALL SALES GO TO PROMOTE NGC PROJECTS! To place your order, call toll free 1.888.236.7126 or online at gardeners.com and use code 'ROSES.'



The National Gardener

Winter 2013
Vol 84, No 1

Quarterly Journal of National Garden Clubs, Inc.

National Garden Clubs, Inc.

5,737 Garden Clubs
188,031 Garden Club Members
50 States and the National Capital Area
49 National Affiliate Member Clubs
293 International Affiliate Member Clubs

Shirley S. Nicolai, President
12325 Hatton Point Road, Fort Washington,
MD 20744-7014

The National Gardener

Susan Davidson, Editor
102 South Elm Avenue, St. Louis, MO 63119
Ph: 314-968-1664; susand102@charter.net
Direct all advertising inquiries to the
TNG Editor, Susan Davidson

TNG Circulation, 4401 Magnolia Avenue,
St. Louis, MO 63110; 314-776-7574

NGC Headquarters

Monday-Friday 9:00 am — 4:30 pm CST
4401 Magnolia Avenue, St. Louis, MO 63110
Tel: 314-776-7574 Fax: 314-776-5108
E-mail: headquarters@gardenclub.org
Internet: www.gardenclub.org

Michelle Smith, Ext: 14; Executive Director
Teri Virga, Ext: 17; Member Services
1-800-550-6007 - Orders Only, Please
Bill Trapp, Ext: 12; Accountant
Brittany Patzius, Ext: 11; Accounting Assistant
Kathy Romine, Ext: 15; Administrative Assistant
Katie Roth, Ext: 10; School Secretary

The National Gardener (ISSN: 0027 9331) (USPS: 595-500) is published quarterly by National Garden Clubs, Inc., 4401 Magnolia Avenue, St. Louis, MO 63110-3492 U.S. Subscription Rates: 1 year: \$6.50; 3 years: \$18. Foreign Subscription Rates: 1 year: \$15; 3 years: \$30. 1 year subscription outside continental U.S., including AIR MAIL: \$29; 3 year subscription outside continental U.S., including AIR MAIL: \$73. Change in name/address - \$1. Single copy - \$2. Postmaster: Send address changes to *The National Gardener*, National Garden Clubs, Inc., 4401 Magnolia Avenue, St. Louis, MO 63110. Periodicals postage paid at St. Louis, MO. Send all subscriptions, changes of address and inquiries to: Circulation Department, NGC, 4401 Magnolia Avenue, St. Louis, MO 63110-3492; Telephone: 314-776-7574

Table of Contents

President's Message	2
2013 NGC Convention	5
Among Flowers and Rails	18
NGC Schools News	20
Landscape Design Schools	21
Horticulture	22
Environmental Studies	23
NGC Proposed Bylaw Amendments	24
NGC Scholarships	25
Plantings For Public & Special Places	26
NGC President's Project	27
Feeding Birds In Winter	28
Protecting Our Aquatic Ecosystems	29
Flower Show Schools	30
Gardening Study	32
NGC Schools and Courses	34
NGC Roster Changes	36
Book Reviews	37
Landscape Design	40
Member Services	44

The Cover

A view of the Seattle Space Needle from the steps of the Asian Art Museum in Volunteer Park. The Space Needle was painted 'Galaxy Gold' in 2012 for its 50th anniversary celebration.

Photograph: Robert J. Pruin

President's Message

NGC: Proudly Serving Our Members and Communities

Around this country and in the countries of our International Affiliates there is ample evidence that NGC garden clubs are serving their members and communities. There is also ample evidence that club members realize that lifestyles have changed significantly since many of us became active. Leisure time is often a luxury and in short supply.

Meetings with quality programs that take up a large portion of time work well for many people. However, there is a growing segment of the population that is interested in what we offer, but have only one to two hours to spend "live" with us. Generally, they are looking for basic, practical knowledge that is meaningful to their own lives.

An innovative way to bring these potential members into our clubs is to offer separate workshops or demonstrations at a convenient time for them. Most existing clubs have enough talent so that a series of brief, free workshops could be set up with no one person having to do more than one presentation. Asking attendees what they want to learn and gearing sessions to their desires builds success, as does letting people go home with a plant, handout, design or other item. Once there is a following, attendees can become an adjunct of an existing club or a new entity. Like most of us, they will have come to learn, but will stay because of the people.

You have an open invitation to apply for recognition (with a monetary award



as a distinct possibility) for two special projects of this administration: Plantings for Public and Special Places (deadline April 15) and Protecting Aquatic Ecosystems (deadline March 15). The user-friendly applications are available on our website. Go to NGC project chairmen.

You also have an invitation to attend "Rain-Shine," NGC's 84th Annual Convention to be held in Seattle from May 24-26. Read about the

tours, speakers and other attractions in this issue of TNG and then register and make your hotel reservations now while discounted prices are in effect. You'll meet the most wonderful people!

Have fun planning your personal and club gardening adventures for the coming year. With best wishes,

Shirley S. Nicolai

Hurricane Sandy

You or your club may wish to make a donation to our Natural Disasters grant program to help those communities devastated by Hurricane Sandy. Checks should be made out to NGC, Inc. and mailed to NGC Headquarters at 4401 Magnolia Avenue, St. Louis, MO 63110-3492. Please write Natural Disasters in the memo space.



Garden Club

Insurance

Liability Plus \$265.00

Bonding Plus \$83.00

Directors & Officers Liability Plus \$88.00

Accident Medical Plus \$123.00

Property Plus \$100.00

rvnuccio.com or 1-800-567-2685

Underwritten by



RVNA
RV NUCCIO & ASSOCIATES, INC.

In Memoriam

Violet Dawson

It's Our World To Garden



Violet Dawson, NCSGC's 32nd president, passed away in September 2012 at the age of 94. She served as The Garden Clubs of Illinois president from 1975-1977 and NCSGC president from 1991-1993.

Violet first became involved in garden club when she joined the Elmhurst Garden Club. Later, she was a founding member of Tree Town Garden Guild and was also an active member of the Downers Grove Garden Club. Vi ran a floral business, "The Showcase of Flowers," from 1975-1985. Her first of many state board positions was as Chairman of Junior and Intermediate Gardeners. Her continued interest in youth led her to sponsor state youth awards, as well as awards for environmental issues.

Vi's interest in world gardening led to NCSGC participating for the first time in AmeriFlora '92, the first International Floral and Garden Exhibition held in the United States. In October 1992, NCSGC sponsored "Discovery," a four-day floral extravaganza at the U.S. Botanic Garden, in Washington, D.C. In 1991, an Environmental Conference was held in New Orleans sponsored by Shell Oil. The P.E.T.A.L.S. program continued as a follow-up focus on environmental issues. The Environmental School, "The Living Earth," debuted as NCSGC's newest school in April 1993. *Blooming Good*, a cookbook with five hundred recipes by garden club members, generated sales of \$82,000 for NCSGC, as well as funds to states' and local clubs' benefit. During her term, an

NCSGC Endowment Fund was established with interest funneling to the General Fund. Several cultivars were named in her honor: a Klehm Nursery peony (which Vi holds in the photo, at left), a miniature rose, a hybrid perpetual rose, and two violets.

Vi will be remembered for her gracious, charming personality, her lovely smile and her generosity and service to our organization. Her late husband, Jim, enjoyed accompanying her to Conventions and Fall Board Meetings. She is survived by four children, James, Susan, Jeff, and Diane, and six grandchildren. Diane currently serves on both the NGC board as well as on the GCI board.

—With thanks to Diane Dawson and Stephanie Greene, Garden Glories Editor.

TNG Quiz

1. Name four of NGC's eight regions.
2. NGC Headquarters sits on 6.2 acres in what city?
3. Name the four schools offered by NGC.
4. Who receives Keeping in Touch (KIT)?
5. Approximately how many Blue Star Memorial Markers have been installed?
6. What \$500 award is offered annually in four-size categories for outstanding state projects?
7. The three categories for Plantings for Public and Special Places are trees and shrubs, container gardens and _____?
8. When is National Garden Week celebrated?
9. What color is the rosette given for a Flower Show Achievement Award for a Standard Flower Show Staged in a Public Building?
10. Which award has eight national/regional winners and is offered to a member who has made outstanding contributions to club and community, but has not served on the NGC Board of Directors?

See page 32 for the answers.



"RainShine"
84th Annual NGC Convention
May 24-26
Seattle, Washington

Photos: ©Tim Thompson



Clockwise from top left: Edgewood Garden; Japanese Garden at Washington Park Arboretum; Butchart Gardens; Bellevue Botanical Garden; A view at dusk of Seattle's skyline from Bainbridge Island; flower stall at Pike Place Market.



Pre-Convention Tours

2013 NGC Convention



Butchart Gardens

Tour A Tuesday, May 21 6:15 a.m. – 9:30 p.m. Limit 50

Victoria B.C./Butchart Gardens \$220
(Tri-Refresher Credit – 4 Hours GS, LDS)
PASSPORT REQUIRED

Travel to Victoria B.C. on the Victoria Clipper. Upon arrival, board a private tour bus for a narrated city tour and three hours at Butchart Gardens. There will be time for shopping or tea at the Empress Hotel before returning to Seattle via the Clipper. Onboard Clipper Breakfast Basket and Light Dinner Basket included.

Tour B Wednesday, May 22
8 a.m. – 1 p.m. Limit 55

Bellevue Botanical Garden \$30
(Tri-Refresher Credit – 2 Hours ES, GS, LDS)

Enjoy a 90-minute docent-led tour, plus 30 minutes free time, at this 53-acre garden known for its perennial border, water-wise garden, and the newest addition, the Ravine Experience—a walk on the wild side across a

150-foot suspension bridge to observe unique topography, native understory, wildlife and soaring conifers without disturbing the forest floor. Drive by Bellevue sculptures at City Hall and the Bellevue downtown park.

Tour C Wednesday, May 22
8:30 a.m. – 4 p.m. Limit 110

Bainbridge Island, Bloedel Reserve, lunch and Kiana Lodge \$95
(Tri-Refresher Credit – 4 Hours GS, LDS)

Travel by Washington State Ferry to Bainbridge Island, once very rural it's now an

urban oasis. We will tour a Northwest treasure, The Bloedel Reserve. Its beautifully landscaped 150 acres were formerly the estate of Prentice Bloedel. There will be lunch and a tour of the lovely beach-front garden at Kiana Lodge. A stop at Bainbridge Garden Nursery will include a presentation about the 100-year history of Japanese immigrants on the island.



Entrance to Edgewood Garden



*Eagle by Alexander Calder,
Olympic Sculpture Park*

Tour D Wednesday, May 22 1:30 p.m. – 5 p.m. Limit 55

Seattle Art Museum's Olympic Sculpture Park \$30 (Tri-Refresher Credit – 2 Hours ES, GS, LDS)

This 8 ½-acre site transforms downtown Seattle's largest undeveloped waterfront property from a former industrial site into a vibrant green space. You will experience art in an outdoor setting while enjoying the incredible views and beauty of the Olympic Mountains and Puget Sound. A docent-guided walking tour includes massive art by Alexander Calder, Richard Serra, Tony Smith, Mark di Suvero and more. Drive by downtown parks, Chinatown and Pioneer Square.

Tour E Thursday, May 23 8 a.m. – 12 p.m. Limit 55

The Olmsted Legacy \$40 (Tri-Refresher Credit – 2 Hours GS, LDS)

Tour the Dunn Garden, in Seattle, a residential garden preserving Seattle's Olmsted legacy. The 90-minute garden tour will be docent led. We will view the Olmsted-designed Volunteer Park and Olmsted-influenced Cal Anderson Park and drive by Freeway Park.

Tour F Thursday, May 23 8:30 a.m. – 4 p.m. Limit 110

Rhododendron Species Garden, lunch and Edgewood Garden \$60

(Tri-Refresher Credit – 4 Hours ES, GS, LDS)

Spend two hours at the Species Garden. See the Conservatory filled with orchids and tropical rhododendrons from around the world and a large Bonsai collection. A 90-minute walking tour will include rhododendrons, the Stumpery, planted with ferns and natives, and a field of rare Himalayan blue poppies. Box lunch at Edgewood Garden followed by a tour of Edgewood, an estate garden with many garden rooms, a view of Mount Rainier, a lake, Asian garden, and more.

Tour G Thursday, May 23 1 p.m. – 5 p.m. Limit 55

East meets West \$35 (Tri-Refresher Credit – 2 Hours ES, GS, LDS)

Tour Seattle's beautiful Japanese Garden and drive though Seattle's Arboretum to tour the Center for Urban Horticulture with its L.E.E.D. buildings, rain garden and the Soest Demonstration Garden. CUH is part of the University of Washington campus.



Bellevue Botanical Garden



The flora at Woodland Park Zoo (at left) plays just as important a role as the fauna. The hundreds of trees, plants, shrubs, bushes, and flowers here, whether in an animal exhibit or planted around the zoo's 92 acres, serve roles both ornamental and practical. Trees help stabilize soil as well as provide shade, canopy or shelter for animals.

Photos: ©Tim Thompson

Tour H Friday, May 24 8 a.m. – 11:30 a.m. Limit 55

Woodland Park Zoo Horticulture Tour \$40 (Tri-Refresher Credit – 2 Hours ES, GS, LDS)

Animal displays in zoos have changed dramatically in the last 30 years from rows of cages to complex, naturalistic exhibits. Learn some of the unique challenges and rewards (Zoo Doo) of landscaping around exotic animals. The tour will be conducted by the horticulture staff.



Tour F includes a visit to the Rhododendron Species Botanical Garden and the Weyerhaeuser Pacific Rim Bonsai Collection (above).

Below: Fresh seafood overflows from the market stalls at Seattle's historic Pike Place Market.



Above: Hammering Man stands in front of the Seattle Art Museum. The sculpture is 48 feet high and weighs 26,000 pounds. The Hammering Man's arm "hammers" silently and smoothly four times per minute from 7 am to 8 pm every day. It runs on a 3-hp electric motor set on an automatic timer. Hammering Man rests its arm each evening and every year on Labor Day.



Spouses' Tours

TOUR 1

Museum of Flight

Friday, May 24 9 a.m. to 2 p.m.

The museum holds one of the largest and most comprehensive air and space collections in the U.S. Among the 150 rare aircraft and space vehicles are WWI and WWII fighters, Air Force One and the Concorde. Get the feel of being an astronaut in the Space Shuttle Trainer. Relax in the 737 Business Class "Theater" and enjoy "Time Flies" – A Century of Flight. Have lunch on your own at the museum. **\$55 Limit 35**

TOUR 2

LeMay - America's Car Museum

Saturday, May 25 9:30 a.m. to 2:30 p.m.
America's Car Museum celebrates our nation's love affair with the automobile. One of the world's largest auto museums, the facility houses up to 350 vehicles. The museum showcases more than a century of automotive lifestyle and history. You might find your very first car or your dream sports car on display. Enjoy lunch on your own in the museum cafe. **\$55 Limit 35**

TOUR 3

Future of Flight

Sunday, May 26 9 a.m. to 2 p.m.

Take a 1 ½ hour guided Boeing factory tour through the largest building, by volume, in the world (472,000,000 cubic feet). See the Boeing 747, 767, 777 and 787 Dreamliner being built. Enjoy the interactive exhibits in the Aviation Center Gallery. The tour requires a 1/3 mile walk and 21 stair steps. Have lunch on your own at the Aviation Center. **\$55 Limit 35**

Chihuly Glass Garden

Judith Blacklock
Flower School
Knightsbridge, London



Online Floristry Career Course

Learn floristry via distance learning with this world-renowned flower school. This unique course incorporates both practical work and theory. Courses begin January 2013 onwards.

- www.judithblacklock.com
- school@judithblacklock.com
- +44 (0)20 7235 6235

"On Your Own" Tours

- Seattle Center Attractions
 - Space Needle
 - Pacific Science Center
 - Experience Music Project
 - Chihuly Glass Garden
- Pike Place Market
- Seattle Art Museum
- Waterfront Attractions
 - Seattle Aquarium
 - The Giant Wheel (Ferris wheel)
- Freeway Park
- Seattle Underground
 - Maps and information will be available at the convention.



2013 NGC Convention

May 24-26, 2013
Seattle, Washington

Tentative Schedule

Monday, May 20

3 p.m. – 6 p.m.

Registration open

Tuesday, May 21

1 p.m. – 6 p.m.

Registration open

6:15 a.m. – 9:30 p.m.

Tour A – Victoria B.C./Butchart Gardens

Wednesday, May 22

7 a.m. – 6 p.m.

Registration and Credentials open

7 a.m. – 5 p.m.

Office open

8 a.m. – 1 p.m.

Tour B – Bellevue Botanical Garden

8:30 a.m. – 4 p.m.

Tour C – Bainbridge Island/Bloedel Reserve

8:30 a.m. – 12 p.m.

Finance Committee

9 a.m. – 6 p.m.

Spouse Hospitality Suite Open

9:30 a.m. – 11 a.m.

Environmental Concerns/Legislation Committee

9:30 a.m. – 11 a.m.

Environmental Concerns/Conservation Committee

9:30 a.m. – 11 a.m.

Youth Committee

12:15 p.m. – 1:30 p.m.

Lunch – Finance, PH&E and Organization Study Committees

1 p.m. – 2:30 p.m.

Awards Committee

1 p.m. – 3:30 p.m.

Scholarship Committee

1:30 p.m. – 5 p.m.

Tour D – Olympic Sculpture Park

1:30 p.m. – 3 p.m.

Strategic Planning

1:30 p.m. – 3 p.m.

Membership

1:45 p.m. – 4 p.m.

Organization Study Committee

3 p.m. – 4:30 p.m.

Communications (print) Committee

3 p.m. – 4:30 p.m.

Communications (non-print) Committee

3 p.m. – 4:30 p.m.

Infrastructure Committee

3:30 p.m. – 5 p.m.

International Affiliates Flower Show School Committee

3:30 p.m. – 5 p.m.

International Affiliates Activities Committee

4 p.m. – 5:15 p.m.

PH&E Trustees

5:15 p.m. – 6:30 p.m.

International Affiliates

6:30

Dinner on your own

6:30 p.m. – 10 p.m.

Executive Dinner – Off Site – Invitation Only

Thursday, May 23

7 a.m. – 6 p.m.

Registration and Credentials open

7 a.m. – 5 p.m.

Office open

8 a.m. – 12 p.m.

Tour E – The Olmsted Legacy

8:30 a.m. – 11:45 a.m.

Executive Committee

8 a.m. – 11:45 a.m.

Flower Show Committee

8:30 a.m. – 4 p.m.

Tour F – Weyerhaeuser Rhododendron Species/Edgewood

9 a.m. – 6 p.m.

Spouse Hospitality Suite Open

9 a.m. – 11 a.m.

Gardens/Continuing Projects/Outreach/Friend G. Liaison Comm.

9 a.m. – 11 a.m.

Horticulture/Plantings for Public and Special Places/AHS Liaison

10 a.m. – 12 p.m.

Future FBM Chairmen/Credentials/Protocol/Resolutions

12 p.m. – 1:15 p.m.

Lunch – Executive and Flower Show Committees

1 p.m. – 5 p.m.

Tour G – East meets West

1 p.m. – 3 p.m.

Landscape Design Schools Committee

1 p.m. – 3 p.m.

Gardening Study Schools Committee

1 p.m. – 3 p.m.	Environmental Study Schools Committee
1:30 p.m. – 3:30 p.m.	Executive Committee
1:30 p.m. – 3:30 p.m.	Flower Show Committee
2 p.m. – 7 p.m.	Vendors open
3 p.m. – 5 p.m.	NGC Schools: Gardening Study, Landscape Design, Environmental Studies
3 p.m. – 5 p.m.	Future Convention Chairmen/Credentials/Protocol/Resolutions
3 p.m. – 5 p.m.	Protecting Aquatic Ecosystems Committee
3:30 p.m. – 5 p.m.	Grants/Development/Bequests/Golden Circle Committees
3:30 p.m. – 5 p.m.	Photo Archiving of Accomplishments Committee
5 p.m. – 5:30 p.m.	Rehearsal for new Life Members
6 p.m. – 7 p.m.	Cocktail Hour – cash bar
7 p.m. – 10 p.m.	Life Member Dinner

Friday, May 24

7 a.m. – 6 p.m.	Registration and Credentials open
7 a.m. – 5 p.m.	Office open
8 a.m. – 11:30 a.m.	Tour H – Woodland Park Zoo Horticulture Tour (Non-board members only)
8 a.m. – 9:15 a.m.	Breakfast for State Presidents and Regional Directors (2011-13 & 2013-15)
9 a.m. – 6 p.m.	Spouse Hospitality Suite Open
9 a.m. – 2 p.m.	Spouse Tour 1 – Museum of Flight
9 a.m. – 7 p.m.	Vendors open
9:30 a.m. – 11:45 a.m.	Board of Directors Meeting
12 p.m. – 2 p.m.	Opening Luncheon
2:15 p.m. – 4:15 p.m.	Convention Opening – Business Meeting
4:30 p.m. – 5:30 p.m.	Seminar A "Rain Gardens, Bog Garden and Living Roofs"
4:30 p.m. – 5:30 p.m.	Seminar B "Adding Drama to Your Garden Without Drinking Problems"
6 p.m. – 7 p.m.	Cocktail Reception – Cash Bar
7 p.m. – 10 p.m.	Design Banquet

Saturday, May 25

6:30 a.m. – 8 a.m.	Habitat for Humanity Walk
7:30 a.m. – 6 p.m.	Registration open
7:30 a.m. – 5 p.m.	Office open
8 a.m. – 4 p.m.	Credentials open
9 a.m. – 6 p.m.	Spouse Hospitality Suite Open
9 a.m. – 2 p.m.	Spouse Tour 2 – LeMay – America's Car Museum
9 a.m. – 7 p.m.	Vendors open
9 a.m. – 11:45 a.m.	Business Meeting Resumes
12 p.m. – 1:45 p.m.	Luncheon
2 p.m. – 4 p.m.	Business Meeting Resumes
4:15 p.m. – 5:15 p.m.	Seminar C "A's are Good, but Bees are Better"
4:15 p.m. – 5:15 p.m.	Seminar D "Plant Amnesty – Responsible Pruning"
5:30 p.m. – 6 p.m.	Rehearsal – Awards Ceremony (State Pres./Regional Dir.)
6 p.m. – 7 p.m.	Cocktail Reception – Cash Bar
7 p.m. – 10 p.m.	Awards Banquet

Sunday, May 26

7:30 a.m. – 9 a.m.	New Executive Board Meeting
7:30 a.m. – 5 p.m.	Registration open
7:30 a.m. – 5 p.m.	Office open
8 a.m. – 10 a.m.	Credentials open
9 a.m. – 6 p.m.	Spouse Hospitality Suite Open
9 a.m. – 2 p.m.	Spouse Tour 3 – Future of Flight

9 a.m. – 12 p.m.
9:30 a.m. – 11:30 a.m.
12 p.m. – 2 p.m.
2:30 p.m. – 3:30
2:30 p.m. – 3:30
4:30 p.m. – 5 p.m.
6 p.m. – 7 p.m.
7 p.m. – 10 p.m.

Vendors open
Final Business Session
Regional Luncheons
Seminar E "Eat Your Landscape"
Seminar F "Back to Basics – Handling Motions"
Installation Rehearsal
Cocktail Reception – Cash Bar
Installation Banquet

Monday, May 27

8 a.m. – 10 a.m.

NGC New Board Breakfast Meeting

● ● ● ● ● ● ● ●
Featured Speakers

LIFE MEMBER BANQUET –
Thursday, May 23

"From Galloping Gourmet
to Galloping Gardener"

Born in England, **Graham Kerr** is an internationally known culinary television personality and award-winning author. The Galloping Gourmet ran on television from 1968-1974. He has written 29 books. His current passion is growing what you eat. He will tell us about his journey to becoming a vegetable gardener. His mantra is E.G.G.S. — Eat, Grow, Gather, Share.



OPENING LUNCH – Friday, May 24

"Rarely is What we Grow
as Simple as it Looks"

John Gaydos is the director of Promotion and Product Development for Proven Winners, an international cooperative of plant breeders and producers. He has more than 45 years of experience in the nursery/greenhouse industry and joined Proven Winners in 1997. John will take us on a trip around the world meeting the plant breeders and hearing stories of how plants come to your local nursery, how long it takes and where they have been along the way.

“European High Style
Design and Trends”

Rene van Rems is world-renowned ambassador of the floral industry. Originally from Amsterdam, Rene has called San Diego home for over 20 years. He is a member of the American Institute of Floral Designers, The National Speakers Association and the Professional Floral Commentators International. Rene will take us on a tour of the latest trends from a floral perspective, showcasing design styles and techniques from Dutch parallel design and French country to German Biedermeier. Rene will feature flowers, exotic materials, botanicals and supplies as they relate to the latest trends. His highly visual and energetic program will inspire us to continue working on our own personal signature touches.



*Where did you get that little red nose?
Jack Frost touched it, I suppose.
He touched it once, he touched it twice.
Poor little nose, it's as cold as ice.
—Ogden Nash*

An advertisement for Kincaid Gardens. At the top, a stainless steel plant marker is shown, consisting of a rectangular top with a hook and a thin stem. Below it, a jagged-edged starburst graphic contains the text "100% Stainless Steel Plant Markers". Underneath the starburst, the text reads "Made in the U.S.A. for gardeners by gardeners." The Kincaid Gardens logo, featuring a stylized leaf and the text "GARDENS KINCAID", is centered below. At the bottom, a black banner contains the website "www.KincaidGardens.com", the phone number "816-324-4931", and the email "info1@kincaidgardens.com".

**100%
Stainless Steel
Plant Markers**

*Made in the U.S.A.
for gardeners by gardeners.*

**GARDENS
KINCAID**

**www.KincaidGardens.com
816-324-4931
info1@kincaidgardens.com**



Winter Winds

**Whirling winding wildly
On a wintry night
The spirits sing..
So blow the winds.**

**Wailing whistling whispering
By full moon's light
Where 'ere they've been ..
Listen now - or not
They'll soon be gone again.**

Evanescence

**Days melt into days
And I find
That time becomes
Just pictures
In my mind.
—Lenore Arnow**

Seminar Speakers

2013 NGC Convention

Seminar A Friday, May 24, 4:30 p.m. – 5:30 p.m.

*Rain Gardens, Bog Gardens
and Living Roofs*

Mike Vowels, an award-winning remodeler and Certified Forest Steward, writes and publishes articles on the subject of universal design and green living practices. His topic is how rain gardens, bog gardens and living roofs can help to filter storm water that is leaving your property and heading to our natural waterways, while simultaneously recharging the ground-water beneath your property. Learn that no water protective measure is too small to serve our environment. (Tri-Refresher Credit 1 hour ES, GS, LDS)

Seminar B Friday, May 24, 4:30 p.m. – 5:30 p.m.

*Adding Drama to Your Garden
Without Drinking Problems*

Marianne Binetti has a degree in horticulture from Washington State University and writes a syndicated gardening column that runs in over a dozen newspapers each week. She has also written or co-written more than ten gardening books, including *Easy Answers for Great Gardens*. Marianne has a delightful sense of humor and her passion for gardening is infectious to her audiences. (Tri-Refresher Credit 1 hour GS, LDS)

Seminar C Saturday, May 25, 4:15 p.m. – 5:15 p.m.

A's are Good, but Bees are Better

Dave Hunter, of Crown Bees, works in conjunction with scientists at Cornell and Duke Universities to develop other bees to pollinate backyard gardens. The bees they are developing are friendly non-stinging varieties. Dave is a very knowledgeable speaker, who infuses his audiences with his excitement.

(Tri-Refresher Credit 1 hour ES, GS)

Seminar D Saturday, May 25, 4:15 p.m. – 5:15 p.m.

Plant Amnesty – Responsible Pruning

Cass Turnbull is the founder of Plant Amnesty and former Seattle City Arborist. Cass speaks on Plant Amnesty, an organization that heralds the joys of responsible pruning in our yards and points out the horrors of pruning gone wrong. She is very knowledgeable and has a marvelous sense of humor. (Tri-Refresher Credit 1 hour GS, LDS)

Seminar E Sunday, May 26, 2:30 p.m. – 3:30 p.m.

Eat Your Landscape

Alison Kutz, of Sound Horticulture, has owned and operated a specialty nursery called Cascade Cuts, in Bellingham, Washington, for over 30 years. Her deep desire to grow herbs, perennials, bulb crops, etc. the least toxic way possible has led her to explore and experiment with many sustainable methods of production. Alison's experiences span the gamut from composts, soil blends and compost teas to beneficial insects. Her fascination with problem solving led her to form Sound Horticulture, where she now consults and supports more biological approaches for the landscape industry. Learn how to integrate food production into your landscape. (Tri-Refresher Credit 1 hour ES, GS, LDS)

Seminar F Sunday, May 26, 2:30 p.m. – 3:30 p.m.

Back to Basics – Handling Motions

Joan H. Corbisiero, our NGC Parliamentarian, will present parliamentary basics. Joan is a Professional Registered Parliamentarian and is very knowledgeable.

*In the bleak midwinter
Frosty wind made moan,
Earth stood hard as iron,
Water like a stone,*

*Snow had fallen, snow on snow,
Snow on snow,
In the bleak midwinter,
Long ago.*

—Christina Rossetti



"RainShine"

Registration Form

DEADLINE: April 19, 2013

Last Name: _____ First Name: _____

Name for Badge: _____

Address: _____

City: _____ State: _____ Zip: _____ Country: _____

Phone: _____ E-mail: _____

Please check if we can e-mail your acknowledgement. *Be sure to give your e-mail address above.*

State Federation: _____ Region: _____

If any of the following designations apply for 2011-2013, please check

NGC Elected Officer NGC Appointed Officer NGC Board Member

Regional Director State President International Affiliate

Spouse Guest

NGC Life Member # _____ New NGC Life Member since 2012

REGISTRATION FEE - required for ANY function, including Tours

Full-time attendee, Part-time attendee, Spouse/Guest for more than one event **\$40** _____

WSFGC Attendee **\$10** _____

Spouse or Guest for Only One Event **\$10** _____

MEALS

Full-time Attendee **6-meal plan** includes: May 24 - Opening Lunch and Design Banquet;

May 25 - Saturday Lunch and Awards Banquet;

May 26 - Regional Lunch, and Installation Banquet **\$310** _____

May 22: Lunch, Finance, PH&E, and Organization Study Committees **\$41** _____

May 23: Lunch, Executive and Flower Show Committees **\$41** _____

May 23: Life Member Banquet - NGC Life Member **\$65** _____

May 23: Life Member Banquet - per Guest **\$75** _____

May 24: Breakfast - Regional Directors & State Presidents 2011-13 & 2013-15 **\$35** _____

May 24: Opening Luncheon **\$45** _____

May 24: Design Banquet **\$65** _____

May 25: Saturday Luncheon **\$45** _____

May 25: Awards Banquet **\$65** _____

May 26: Regional Luncheons **\$45** _____

May 26: Installation Banquet **\$70** _____

May 27: New Board (2013-2015) Breakfast **\$40** _____

TOURS (space is limited)

May 21: TOUR A: Victoria, B.C./Butchart Gardens	PASSPORT REQUIRED	
Date of Birth: _____	Citizen of what country: _____	\$220 _____
May 22: TOUR B: Bellevue Botanical Garden		\$30 _____
May 22: TOUR C: Bainbridge Island/Bloedel Reserve		\$95 _____
May 22: TOUR D: Seattle Art Museum's Olympic Sculpture Park		\$30 _____
May 23: TOUR E: The Olmsted Legacy		\$40 _____
May 23: TOUR F: Weyerhaeuser Bonsai/Rhododendron Species/Edgewood		\$60 _____
May 23: TOUR G: East meets West		\$35 _____
May 24: TOUR H: Woodland Park Zoo Horticulture Tour (no board members)		\$40 _____

TOURS - "SPOUSES AND GUESTS ONLY"

May 24: TOUR 1: Museum of Flight		\$55 _____
May 25: TOUR 2: LeMay – America's Car Museum		\$55 _____
May 26: TOUR 3: Future Of Flight		\$55 _____

REGISTRATION LATE FEE after April 19, 2013	\$50 _____
TOUR LATE FEE after April 19, 2013	\$20 _____

TOTAL AMOUNT DUE: \$ _____**SEMINARS** Please check the seminars you plan to attend - no additional charge

- "Back to Basics – Handling Motions" "A's are Good, but Bees are Better"
 "Eat Your Garden Landscape" "Plant Amnesty – Responsible Pruning"
 "Adding Drama to Your Garden Without a Drinking Problem"
 "Rain or Shine, Rain Gardens, Bog Gardens and Living Roofs"

Please list any dietary restrictions due to allergies or medical reasons: _____

NOTE: No refunds after April 19, 2013 • No Walk-Ins will be accepted.**Make check payable to:** NGC, Inc., 2013 Convention**Mail check and Registration Form to:** Shirley Baker, P.O. Box 98784, Des Moines, WA 98198email: shirleybaker1@earthlink.net; phone: (206) 660-4333**International Affiliates:** If you have questions, please contact Carrie Sparlin; email:csparlin@gmail.com; phone: (206) 789-4184.**Please contact the hotel directly for room reservations:** Seattle Sheraton Hotel, 1400 SixthAvenue, Seattle, WA 98101. (206) 621-9000, (888) 627-7056, sheraton.com/seattle

Rate \$149/night plus taxes

Hotel Reservation Link: <https://www.starwoodmeeting.com/Book/ngc2013>Or go to: gardenclub.org**Registration Code:** National Garden Clubs**Registration Deadline:** This NGC special rate expires April 28, 2013 at 5 p.m. PDT.**Note: There is no hotel shuttle.****Ground Transportation**


Yellow Cab has the airport contract and charges \$40 from airport to downtown.

Downtown Airporter by Shuttle Express: Contact 1-800-487-7433. \$19 Advance payment required.

Link Light Rail to Westlake Center \$2.50 Follow signs from baggage claim. Requires a two-block walk.

Alaska Airlines is pleased to provide discounted travel to the NGC Convention in Seattle. Fly Alaska Airlines to Seattle and save 5% on flights from any Alaska Airlines city (excluding Alaska, Hawaii, and Prudhoe Bay). Travel between May 19 and May 29, 2013. Special NGC 5% discount expires May 29, 2013. Enter **ECMU120** in the discount code box at alaskaair.com. Restrictions apply.

Among Flowers and Rails

erving as NGC liaison and working with Cheryl Obediente, Chairman of the International Affiliate Committee (CO-MAAI), offers the privilege to closely observe the multiple projects that bring benefit to international communities. As an example, I'm sure you will be impressed reading about the report sent by Antonietta Campos, president of the Garden Club of Heredia, detailing the scope of the club's project, "Buletren, Among Flowers and Rails."

Before describing the project it is important to know that the club is located in the province of Heredia, in Costa Rica, northwest of San Jose, the country's capital. Heredia, referred to as "the city of flowers," is undergoing a rapid process of industrialization, and is one of Costa Rica's most important economic centers. Due to its climate and rich soil, Heredia is also a top coffee producer and home to the National University UNA, the largest in the country. The Garden Club of Heredia has a history of community service since founding in 1948; in addition, it played an important role in organizing the Garden Club Federation of Costa Rica. Since 2010, the club's 45 members and five honorary members have been working diligently on an extraordinary urban project called "Buletren, Among Flowers and Rails."

The project began with an idea of "planting some colorful flowers along the train tracks" to beautify the surrounding areas adjacent to the two kilometer stretch of tracks that crosses the city from the Miraflores Station to the Central Station. However, as the concept began to take shape, the ladies wrote a petition to the

local authorities, including photos and colorful sketches of how to transform abandoned city lots, into a beautiful urban park. The purpose of developing a walking boulevard is to encourage train travel from Heredia to San Jose, which would lessen traffic by providing transportation for workers and students and, in addition, serve to attract tourism to the city.

The Municipality of Heredia welcomed the project, and it soon obtained the backing of INCOFER, the national train company. As the garden club ladies continued to endorse the project, other associations soon joined their committee, which now includes the Historical Society, the local university (UNA), the Community of El Carmen, the Heredia's Health Department, the Municipality of San Pablo and Heredia's local authorities.

The structural planning was given to a group of 28 architecture and landscape graduate students from the local University (UNA), who were organized to work on the design and develop an urban layout. Of course, all architectural and landscaping details were done under the close supervision of the garden club ladies.

The enthusiasm grew and soon the city began raising funds to purchase land ad-



Members of the Garden Club of Heredia look over the design of their project, "Buletren, Among Flowers and Rails."

Armitage's Herbaceous Perennials for the Sun

Whether you're a gardening enthusiast or horticulture professional, master the subject and earn your certificate with this "perennials crash course" from the renowned Dr. Allan Armitage, one of the world's leading perennials authorities.

- Learn the characteristics, propagation methods, flower structure and optimal growing conditions for 20 species of sun perennials
- Study with Dr. Armitage's definitive, comprehensive textbook
- Online course lets you progress at your own speed and schedule
- Self-tests, interactive exercises and quizzes provide instant feedback

For complete course details and registration information, visit UGAGetSmart.com



The University of Georgia
Center for Continuing Education

adjacent to the train's route needed to create the new 400 meter boulevard, which would provide a haven for travelers. The layout of the design features the development of an urban landscape with fountains, gardens, murals made by local artists, an amphitheater, a history museum and the city's new tourist department. The construction and maintenance of the boulevard will be done by the Municipality of Heredia, under the close supervision of the garden club ladies, who are the project's coordinators.

This article is to showcase how a simple "idea of planting some colorful flowers along the train tracks," was transformed into an extraordinary urban community project. The ladies of the NGC International Affiliate, Garden Club of Heredia, continue enthusiastically in their quest for donations to provide their community with "Buletren, Among Flowers and Rails."

¡Buena suerte, es un magnifico proyecto!
—**Idalia Aguilar**, *International Affiliates Schools Liaison*

Strategic Planning Dialogues

Strategic planning dialogues are an important guideline in determining the future of National Garden Clubs. The dialogues allow all of us to share in the direction of our organization. Let our committee know of effective opportunities or concerns that you might have that could be included in the dialogue session during the 2013 Fall Board Meeting. Please send your dialogues in question form to me by May 1, 2013.

—**Ann L. Becker**, *Strategic Planning Chairman, 6428 East Murdock Street, Wichita, Kansas 67206-1550; annlbecker@aol.com*

NGC Schools News

NGC Schools Committee members dealing with the ongoing administration of our schools note recurrent questions and problems concerning the administration of our schools:

It is important for Consultants to **keep track of their Course and Refresher records**, to know when they need to refresh and if they need to request an extension (hopefully based on circumstances that justify such requests) so that their Consultant status does not lapse. This information is always needed (usually directly from the Consultant) when one is seeking refresher credit at a Multiple Refresher (such as at those offered in conjunction with NGC conventions). A Consultant **may refresh in each of these schools as often as once each calendar year and must refresh by the end of the fifth calendar year** after becoming a Consultant or after the last refresher event. For example, anyone who became a Consultant in 2012 or who most recently refreshed in 2012 must complete the next Refresher by December 31, 2017.

It is important for each state that conducts schools and has Consultants to have **state schools chairmen**. It works best if such chairmen are Consultants, familiar with, interested in and supportive of our NGC educational programs, and who possess basic organizational skills. These state chairmen can and should assist the Consultants in their state by reminding them of their Consultant status and when they need to refresh – and helping to create opportunities for refreshing. This is one possible “career path” for Consultants – become a state school chairman (as I did) to help promote our schools and Consultants – and to further our educational goals. If your state does not have schools chairmen, discuss the need with your state president and state board members – and volunteer to take such a position. A suggestion for spreading the word about the content of our schools, the reasons for holding them

and how to conduct them is to have all your state schools chairmen present a workshop or question-and-answer session at one of your state meetings.

We do find all too often that local and state chairmen who are holding schools and refresher events make the administration of these programs harder than it needs to be – and harder on themselves – **by not reading and following instructions**. The schools committees do look for ways to streamline the processes, but we see many instances where things could be handled much more quickly and efficiently (to the benefit of course and refresher attendees) if the written policies and checklists are utilized to full advantage.

We observe that some students and consultants appear to be on a fast track seeking prestigious Four Star and Five Star status. We hope that all who participate in our schools do so for the knowledge to be obtained, and then utilize and share that knowledge in their garden club organizations and communities and to support and promote ongoing educational opportunities, rather than just seeking titles. We especially need our accomplished **Four and Five Star Members** to set an example for the rest of us and to challenge all of us to excellence.

Please contact any of our NGC Schools Committees Chairmen if you have questions. Thanks for your participation in and support of our schools – a major benefit of membership in NGC.

—**Greg Pokorski, ES, GS and LD Schools Coordinator, GregPokorski@earthlink.net**

Winter Trees

*All the complicated details
of the attiring and
the disattiring are completed!*

*A liquid moon
moves gently among
the long branches.*

*Thus having prepared their buds
against a sure winter
the wise trees
stand sleeping in the cold.*

—*William Carlos Williams*


Landscape Design Schools

The NGC Landscape Design Schools Committee is pleased to advise you that, at the NGC Fall Board Meeting in Little Rock, the NGC Board of Directors approved the NGC Executive Committee's recommendation that the new 2012 Landscape Design Schools Operations Guide be printed. All State NGC LDS Series that are in progress as of the end of the 2011-2013 administration are "grandfathered" to follow the curriculum for LDS Courses I through IV as outlined in the 2007 NGC Landscape Design Study Program Operations Guide. All State NGC LDS Schools that register a new Series beginning with the 2013-2015 administration will be required to follow the 2012 NGC Landscape Design Schools Operations Guide. Use of the 2012 updated LDS forms is optional as soon as the updated LDS forms are on the NGC website, www.gardenclub.org. Use of the 2012 updated LDS forms is mandatory beginning with the 2013-2015 administration.

The 2012 LDS Operations Guide will be available shortly from Member Services at NGC Headquarters in St. Louis. All state LDS Chairmen are required to obtain it. The LDS forms are in the process of being made interactive and, when completed, will be on the NGC website. Documents for Reproduction will also be available on the website. This includes LDS 16, Mini Guide for Students and Consultants, which LDS Chairmen should distribute to all students and Consultants.

The updated 2012 LDS Operations Guide contains all the recommendations approved by the NGC Executive Board since 2007. The forms have been simplified, some have been eliminated and others have been combined. Examination questions for each lecture are five, not "any number of questions." The list of possible Special Interest Topics has been expanded. There are now two, not three, Certificates for Non-

Learn To Make Authentic Japanese Flower Arrangements



Ikebana professor Vera Arnold brings 40 years teaching experience to guide you step-by-step in making eight beautiful arrangements in this high quality, professionally packaged, 72-minute DVD. Discover creative ideas and how to select and position flowers using this ancient art. Send \$12 (free S/H to U.S.) check or money order to: The Ikebana Studio, 1721 N. Daffodil St., Tempe, AZ 85281.

members. The Certificate of Attendance is for non-members who attend a course. The Certificate of Achievement may be given to non-members who complete a series of four courses and pass the examinations, all with a grade of 70 or more.

There is a new topic in Course IV, *History and Development of Community Gardens*. The Required Reading for this new topic is a presentation by Laura Lawson titled *A Brief History of Urban Garden Programs in the United States*. It is available at <http://ljlawson.rutgers.edu/assets/pdf/UGPlecture.pdf>.

In Course I, the topic, *The Private Garden*, has been combined with the topic, *Planning Your Home Grounds*. *Color in the Landscape* has been moved from Course III to Course I. There are no changes in the curriculum in Course II. *Herbaceous Materials in the Landscape* has been moved to Course III from Course IV.

The NGC Landscape Design Schools Committee hopes that the state LDS Chairmen will find the 2012 NGC LDS Operations Guide most helpful when planning their courses. The Committee members will be glad to assist in any way.

—Jane Bersch, NGC LDS Chairman

*Announced by all the trumpets of the sky,
arrives the snow.*

—Ralph Waldo Emerson

Gardening Techniques

To help trees and shrubs survive drought

Droughts affected large areas of the United States during the summer and autumn of 2012. What is drought?

Drought is defined as a weather phenomenon that is typically characterized by absence of precipitation, and its related effects on the said region, for a prolonged duration of time. In the 1930s, the Dust Bowl was a severe drought in the United States. An ongoing drought in Australia is referred to as the "Big Dry."

A drought refers to the extended period wherein a region records severe deficiency in water supply. In meteorology, a drought is a prolonged period with less than average precipitation. In an agricultural sense, it is a dry spell that affects crop production. In hydrology, it is a fall in water levels of various sources below the statistical average. While a drought can extend for years together, even a short drought can have serious consequences on the region as a whole.

A drought can result in severe consequences on the environment, as well as on the economy of the region. Because water isn't available in necessary amounts for sustaining life, it results in the destruction of food crops, and can trigger famine. Scarcity of food doesn't just affect humans, but also affects animals. Some of the most common health issues that are attributed to food scarcity happen to be malnu-

trition and dehydration.

During a drought period, soil loses its moisture and also the organic matter that makes it fertile. Erosion can occur when storms and winds blow away soil. Animals and other life forms are affected by the drought and often many will die.

This winter, water shrubs and trees as best you can. Place a soaker hose near the roots of the plant and add water slowly and thoroughly. Watering deeply is more important than watering small amounts frequently. Evergreens, such as arborvitae, need a good soaking before the soil freezes. The best time to water is at night from 10 pm to 6 am. Watering at night reduces losses to evaporation and assures that more water moves into the soil.

Choose plants that are native to your zone. These plants have adapted to periods of drought and heat waves. Plants with grey or silver leaves are better at surviving dry periods.

Collect rainwater if your laws allow this action. Mulching and soil enrichment are a must to help soil retain water. Mulch helps keep moisture in the ground, moderates the temperature of the soil, and can help with weed suppression. Weeds compete with treasured plants for water and nutrients. Removing weeds is helpful during droughty times.

NOAA



A dust storm approaches Stratford, Texas, in 1935.

Some gardeners add polymer planting gel to the soil. The gel absorbs water and is able to release it back into the soil gradually. When planting trees, use the watering jackets, which are available at your nursery. The jackets hold several gallons of water and release the water to the roots of the trees gradually.

Design your gardens so that perennials and annuals receive shade during the hottest part of the day. Most sun-loving plants require at least six hours of direct sun. Plant birches so that their roots will be shaded during the afternoon.

—Sarah McReynolds, Darlene Newell and the NGC Horticulture Committee

Environmental Studies



Keeping Current

My challenge as NGC Environmental Studies Schools Chairman is to keep the content of the four Environmental Studies Schools current and applicable to all regions of our country and our International Affiliates. At the Fall NGC Board of Directors Meeting, in Little Rock, Arkansas, during the Dialogue Session, the question was asked, "If you were developing the curriculum for the Environmental Studies School, what topics would you definitely include?"

Many of the suggestions currently are part of the ESS curriculum. Some of the topics will be incorporated in the ESS curriculum, which the ESS Committee is reviewing and updating to include some of today's environmental concerns, i.e. sustainability, green home, zero energy, "Vampire Energy," genetic modification of food, sustainable com-

GOOD NEWS! BENT & TWISTED

METAL FLORAL DESIGN
CONTAINERS

by Ken Schwartz
Now Has A Web Store

Web: www.bentandtwistedstudios.com
Email: bandtwisted@gmail.com
Phone: (414) 258-7902

munity farming, alternative energy source, fracking, soil renewal, water conservation and renewal, carbon foot printing, recycling, contaminants, safe use of chemicals and pesticides and possible alternatives. The internet is an excellent source to find green companies. We will be looking to find a more affordable text book as we consult with university educators.

Instructors from universities often teach one or more topics in each course. The instructors from regional universities and environmental-related companies should be encouraged to include regional issues as they relate to the study of land, air, water, plant and animals. The required field trip in each course is a wonderful opportunity to explore the special concerns/issues for that region. It is important to understand the effects **people** have and have had on our environment (pros and cons). Then we can better identify what can be done to reduce **our** impact on the environment—both now and in the future.

To gain an understanding about the environmental issues in your community, state, and region: 1) Consider attending an Environmental Studies School, and 2) Learn what **you** can do to improve the quality of your environment. Give some suggestions—recycling, planting natives to provide habitat for native wildlife, etc. One of the newest ESS Consultants commented, "Environmental Studies School courses are the most exciting of all of the schools."

—Judy Newman, NGC ESS Chairman

NGC Proposed Bylaw Amendments

*To be voted on at the NGC
Convention in Seattle, Washington*

The Executive Committee and the Board of Directors recommend that the membership approve the proposed bylaw amendments:

1. Article VI, MEMBERSHIP, Section 2. NON-VOTING MEMBERSHIP – changes to first paragraph and C. and D.

IF ADOPTED WOULD READ:

• **First paragraph** - Non-voting membership shall consist of five classes: Honorary Life Members, who are not members of a Garden Club; Life Members, who are not delegates; National Affiliates; International Affiliates; and all categories of Youth Gardeners.

• **C. STRIKE** letter "C," as this is a formatting error. This sentence belongs with "B." Renumber D and E.

• **D.** Any organization within the United States or its territories or possessions, or any such organization in a foreign country, expressing a desire to further the objectives and purposes of NGC shall be eligible for the applicable affiliate membership listed below:

1. National Affiliate Membership – Organizations within the United States or its territories or possessions

2. International Affiliate Membership – Organizations in a foreign country.

Affiliate Membership may be accorded to such organizations by submission of an application and required dues to NGC Headquarters.

◆**RATIONALE:** Due to small numbers of affiliates in two categories, the number of categories of NGC Affiliate Memberships will be reduced from three to two, which changes the number of NON-VOTING MEMBERSHIP CATEGORIES from six to five. The application procedure stated is

the current procedure and will allow organizations who find NGC on the internet to be able to apply for affiliate membership from the NGC website, as well as the NGC Chairman.

2. Article XVI-Committees Section 2. Advisory Committee, A.

IF ADOPTED WOULD READ:

A. The Advisory Committee shall consist of the **former** Presidents of NGC. When consulted, the Committee shall consider questions affecting NGC and submit recommendations to the Executive Committee.

CHANGE: the word "Past" to "former" president in all places applicable in bylaws.

◆**RATIONALE:** The word "past" was removed and replaced with "former" from all Bylaws that refer to the "former" President, as this is the correct term for a president who has completed her term of office. The exception is in the term "immediate past President."

3. Article XVII, FINANCES, Section 2. Finance Committee, C. Funds, a) PH&E Fund

IF ADOPTED WOULD READ:

2) A percentage ...shall be available for use during succeeding years for:

(a) investment fees and audit fees of this fund

(b) through (e) remain unchanged

4. Article XVII, FINANCES, Section 2. Finance Committee, C. Funds b) Scholarship Fund

IF ADOPTED WOULD READ:

2) A percentage...shall be available for use during succeeding years for:

(a) scholarships;

(b) one-half (1/2) of the subscription fees to *The National Gardener* for NGC Life Members;

(c) investment fees and audit fees of this fund;

(d) payroll expenses associated with scholarships;

- (e) expenses incurred by the Scholarship Chairman;
- (f) transfers to the General Fund for one half (1/2) of the NGC Life Membership Committee expense.

5. Article XVII, FINANCES, Section 2. Finance Committee, C Funds, c) Operation Wildflower Fund

IF ADOPTED WOULD READ:

- 2) A percentage...shall be available for use during succeeding years for:
 - (a) promotion of the objects and purposes of the organization;
 - (b) transfers to the Scholarship Fund by a majority vote of the Finance Committee;
 - (c) investment fees and audit fees of this fund.

6. Article XVII, FINANCES, Section 2. Finance Committee, C Funds d) NGC Endowment Fund

IF ADOPTED WOULD READ:

- 2) A percentage...shall be available for use during succeeding years for:
 - (a) investment fees and audit fees of this fund.
 - (b) and (c) remain unchanged

◆**RATIONALE FOR #3, #4, #5, #6:** Two of the four funds did not list the types of administrative fees that are expenses of their respective funds, so this terminology was inserted. Revisions were made to all four funds to remove legal fees as an expense of the fund.

● ● ● ● ● ● ●
NGC Scholarships

Frequently Asked Questions

- Does the legal address of student have to be that of the sponsoring state?
 A. Yes, applicant must reside in the state in which he/she is submitting application.

- Can a student attend a university/school/college outside his/her home state?
 A. Yes, a student may attend any accredited university/college.

- Can a student apply for the NGC Scholarship only, even though the state offers its own scholarships?
 A. Yes, some students apply for the NGC scholarship only, for some reason. Either more timely, requirements, etc.

- When a student is awarded a state scholarship, and there are other applicants for the NGC Scholarship only, is the student who received the state scholarship automatically their state's submission and/or get preferential treatment?
 A. No, if a student completes all NGC forms with documentation, the application is judged along with any and all students who send applications for consideration. Some students do not apply for the state scholarship for various reasons, however, they do apply for the NGC scholarship.

- Can a state submit more than one application?
 A. No, only those states with a membership of over 10,000 members. They can submit two.

- Can a student submit an application and substantiated documents directly to the NGC Scholarship Chairman?
 A. No, a student must submit documents and applications to his/her respective State Scholarship Chairman. State Chairmen complete Checklist, with signature along with application and other necessary letters, transcripts, etc., to NGC Scholarship Chairman by deadline.

- Can a student apply who has only one semester remaining to complete degree?
 A. Yes
 —**Bonnie Borne**, *NGC Scholarship Chairman*

*The Amen! of Nature is always a flower.
 —Oliver Wendell Holmes*

Trees and Shrubs

Berried Treasures for Winter Interest

It's that time of year again when we wish that we had given more thought to our landscapes during these upcoming sometimes dreary months! Shrubs that retain color in our winter landscapes can be a real asset to our gardens.

FIRETHORNS

Scarlet firethorn (*Pyracantha coccinea*, USDA Zones 6-9, AHS Zones 9-3) is the only species common to gardens. There are many cultivars and many hybrid selections. Scarlet Firethorn is an evergreen that has a range of from 6' to 18' tall. Berries are orange-red, pea sized and last through winter.

Look for cultivars that are disease tolerant, upright spreading branches or smaller in size. 'Apache' grows to only four feet with red berries that are long lasting. 'Gold Rush' is dense and 'Teton' is upright, both have yellow-orange berries. 'Mohave' has an abundance of flowers and fruit and is upright in form.

Soil requirements are primarily neutral to acidic and best suited to well-drained areas for best growth.

HOLLIES

Evergreen hollies are among the most popular favorites for winter interest. Many people consider them a favorite for holiday decorations. They are noted for their bright green shiny leaves and bright red berries. Of course we must

remember to plant both male and female specimens for showy red berries.

Lest we forget, there are deciduous native hollies. Among the most popular are the winter-berries (*Ilex verticillata*, USDA Zones 5-8, AHS Zones 8-5). They are primarily favored for their forms, which can be trimmed for a hedge or massed as clumps. Berries begin ripening in late summer and after a frost in the Eastern part of the U.S. They are sought after as specimens in our garden landscapes for their showy bright berries that last throughout the winter months and are a source of food for many birds, including bob-whites, flickers and thrushes.

'Winter Red,' a female selection, and 'Winter Gold' both have won special awards from the Pennsylvania Horticultural Society.

BEAUTYBERRIES

The American beautyberry (*Callicarpa americana*, USDA Zones 7-10, AHS Zones 9-6) is native from Maryland to Florida and across to Texas, and grows 8' tall and 6' wide. Pruning this specimen hard will keep it half this size and manageable for the smaller landscapes. This specimen blooms in the late spring or early summer and has tiny pink-purple flowers. Berries form later in the season in clusters beginning in September. 'Profusion' (USDA Zones 5-8, AHS Zones 8-3) is arching in form and is noted for a



Callicarpa americana

profusion of berries. This variety is an Asian species and grows only four to five feet tall with berries growing above the foliage, or in the north on bare branches. Another Asian variety is the Japanese beautyberry (*C. japonica*, USDA Zones 5-8, AHS Zones 12-3) with arching branches; 'Luxurians' is sought after as a superior cultivar.

These specimens are easy to grow and will tolerate sun or shade but will produce more fruit in sun. For the northern gardener it is advisable to prune beautyberries near the ground in spring to keep them compact and free of winter dieback.

TOYON

California holly (*Heteromeles arbutifolia*, USDA Zones 8-10, AHS Zones 12-8) is a California native and also known as Christmas berry for its red berries.

This specimen grows five to ten feet tall and can grow to twenty-five feet tall. Leaves are evergreen, thick, shiny, and dark green and are sharp in texture. Berries are bright orangy-red and are sought after by many bird varieties.

Toyon are not easily transplanted and it is advisable to select mature specimens with good root systems. Soil should be well-drained; plant in sun or shade. These plants will tolerate wind and drought but do need a good water supply.

These are but a few suggestions for winter interest in your garden landscape, but do try to remember winter color when you are selecting plants for your gardens. The fall is an excellent time to plant shrubs; they will have many months to acclimate to your gardens and will have a heads-up on plantings in the Spring.

—Phyllis Besch, *President's Project Plantings For Public and Special Places, Trees and Shrubs, Committee Member*

Snowflakes

Out of the bosom of the Air.

Out of the cloud-folds of her garments shaken,

Over the woodlands brown and bare,

Over the harvest-fields forsaken,

Silent and soft and slow

Descends the snow.

—Henry Wadsworth Longfellow

2011-2013 NGC President's Project

PLANTINGS for PUBLIC and SPECIAL PLACES

*recognizes outstanding projects in three
categories with monetary awards:*

DEADLINE: APRIL 1, 2013. Application may be made as soon as project is completed. Clubs do NOT have to wait until April 1 to send form.

Visit www.gardenclub.org for more details and to apply DIRECTLY to the individual chairman listed below and on the website.

■ Gardens with Edibles: Chairman Pat Rupiper: arupiper@bright.net

1st Place \$300

2nd Place \$150

3rd Place \$100

■ Container Gardens: Chairman Susan Robinson rerob@mac.com

1st Place \$300

2nd Place \$150

3rd Place \$100

■ Trees and Shrubs: Chairman Lissa Williamson erw510@aol.com

1st Place \$300

2nd Place \$150

3rd Place \$100

—Questions? Contact: **Betsy Steele**, *PPSP Co-ordinator*, 803-789-5451; betsysteel@truvista.net

NGC Mission Statement

NATIONAL GARDEN CLUBS, INC. provides education, resources, and national networking opportunities for its members to promote the love of gardening, floral design, and civic and environmental responsibility.

Feeding Birds in Winter

Adding the best winter bird food choices to your feeders when the temperatures drop will give birds the extra energy they need to survive even the worst weather. Foods high in oil and fat are the most popular winter picks.

* **Black oil sunflower seeds** – These have slightly thinner shells and a higher oil content than other types of sunflower seeds, making them a more efficient and nutritious food.

* **Suet** – For maximum calories, suet is an optimum winter food choice.

* **Peanuts** – From jays and titmice to nuthatches and chickadees, many backyard birds love this high-calorie, fat-rich nut.

* **Niger** – Also known as thistle seed, this is a favorite food for winter finches, such as pine siskins, redpolls, and goldfinches.

* **Fruit** – Many birds that stay in snowy areas year-round enjoy the treat. Offer chopped apples, orange wedges, or banana slices, on platform feeders, spikes or nailed to trees. Chopped or dried fruit can also be added to suet mixtures.

* **Seed mixes** – Choose a mix that features large proportions of sunflower seeds and millet, but avoid mixes with large proportions of unappetizing fillers such as wheat, milo and corn.

* **Water** – Fresh, liquid, moving water using birdbath spritzers or fountains will readily attract many backyard birds in winter. Add a heater to your water supply and you'll be surprised at the number of birds that use it.

* **Shelter** – A cozy place to roost will keep your backyard birds secure and comfortable even in the worst weather. Bird-roost boxes and other shelters are essential to protect small birds from frigid, dropping temperatures.

* **Serve safely** – Just as backyard birds may be more desperate during the lean times of winter, so are predators such as cats and hawks. Position bird feeders in a safe place to protect them.

—**Joan Casanova**, *Green Earth Media Group*

Report of the 2011-2013 Nominating Committee

At the 2012 Fall Board Meeting in Little Rock, Arkansas, the Nominating Committee presented the following slate of officers for 2013-2015.

◆ **President:**

Linda Nelson (Oregon)

Designated President-Elect June 1, 2012

◆ **First Vice President:**

Sandra Robinson (Kentucky)

◆ **Second Vice President:**

Nancy Hargroves (Virginia)

◆ **Third Vice President:**

Gay Austin (Mississippi)

◆ **Recording Secretary:**

Carol Hall (Florida)

◆ **Treasurer:**

Betty Grimes (Georgia)

—**Dale W. DeFeo**, NGC Nominating Committee Chairman

NGC Calendar Conventions

- 2013 Seattle, Washington
May 24-26 (Installation year)
- 2014 Norman, Oklahoma
April 30-May 3
- 2015 Kentucky
- 2017 Virginia

Fall Board Meetings

- 2013 St. Louis, Missouri
September 24-28
- 2014 Des Moines, Iowa
September 24-28
- 2015 St. Louis, Missouri
- 2016 Portland, Maine



Protecting Our Aquatic Ecosystems

DRIP, DRIP. Is it a leaking faucet or the coffee pot perking?

When we wake up, the first things we do most mornings involve water. Clean, clear water.

At midday, it may be time to water our houseplants or the flower boxes on the porch. Oh, yes, we use that same clean, clear water.

DRIP, DRIP. Not a faucet dripping but a light rain. Where do those raindrops go? Into the stream or into the river? Maybe into one of the Great Lakes. That same clean liquid may begin its journey to our faucets there. Water pipes span our landscape. Many things can interfere and block this cycle "of drop to lake"—weather, toxic spills, parking lot runoff, excess chemicals applied to "green" our lawns. Perhaps the community has out-dated infrastructure that leads to the release of raw sewage. How can we protect that small raindrop?

Our aquatic ecosystem will be adversely affected by any of these events. The big environmental accidents grab the media headlines, but what about the small ones? Each of us can meet that challenge.

Reduce — Run the washer only when you have a full load. Even with size controls gallons of water are wasted.

Recycle — Catch those raindrops with a rain barrel and then water your garden.

You can decorate the barrel to suit your décor. A professional hockey team in New York prefers the ice made from reused rain-water as their playing surface. They say the ice is harder and easier to play on.

Do you still hear that drip, Drip, DRIP? If you do hear it, perhaps now it is a drop of clear, clean water.

Please note: There is still time to apply for an award for your garden club's project to Protect Our Aquatic Ecosystem. Due date to apply is March 15, 2013. Check the NGC website for details.

—Donna Pair, *Protecting Our Aquatic Ecosystems Committee*

4 and 5 Star Forms

Interactive 4 and 5 Star Application forms can be found on the public side of the NGC website.

To access:

- www.gardenclub.org
- click on clubs
- click on forms
- scroll to 4-5 Star

1. Type in your information
2. Print 2 copies (can't be saved)
3. Send to your state president to sign
4. Presidents must verify your credentials

It is **imperative** that state presidents check your credentials with their state school chairmen and sign your form before submitting the form to Julie Schoenike, 82 Eighth Street, Clintonville, WI 54929-1442 jwschoen@frontiernet.net

—Julie Schoenike, *NGC 4 and 5 Star Chairman*

There is nothing in the world more beautiful than the forest clothed to its very hollows in snow. It is the still ecstasy of nature, wherein every spray, every blade of grass, every spire of reed, every intricacy of twig, is clad with radiance.

—William Sharp

Escuela de Exposiciones de Flores

El Comité EEF NGC se complace en informarles del estreno del nuevo suplemento del Manual "Juzgando y Exhibiendo Horticultura." Este libro será un tesoro incalculable para todos los que participan exhibiendo y/o juzgando la horticultura.

El tema del juzgamiento por puntaje siempre da para hablar. Hay más quejas relacionadas con el juzgamiento por puntaje en las hojas de evaluaciones que cualquier otro tema. Quizás el comentario más frecuente es que nunca hay suficiente tiempo durante los cursos EEF para enseñar correctamente el juzgamiento por puntaje.

El Comité EEF se ha esforzado para mejorar esta problemática. A partir del 1ro de Julio del 2013, los cursos II, III y IV se extenderán a 5 horas cada uno, tanto en diseño como en horticultura, en vez de 4 horas y media. La media hora más se agrega al tiempo requerido para la práctica de juzgamiento por puntaje.

Este cambio provoca los siguientes ajustes en el Manual en Horticultura y Diseño:

p.213– **Curso II.....5 Horas**

F. (Minimo 2 horas.)

– **Curso III.....5 Horas**

–H. (Minimo 2 horas.)

p.214– **Curso IV.....5 Horas**

p. 214 – G. (Minimo 2 horas.)

p.217– **Curso II.....5 Horas**

E. (minimo 2 horas).

p.217– **Curso III.....5 Horas**

p.218 E. (minimo 2 horas).

p.218– **Curso IV.....5 Horas**

p.219 D. (minimo 2 horas).

El Curso I ya requiere 5 horas, por lo tanto no hay ningún cambio.

El Premio al Mérito, MEF pág. 37, 2.c tiene los siguientes cambios:

"Las clases en cada sección elegible

deben estar relacionadas: 1) por alguna cualidad física, p.e., en flor o follaje, Y 2) un ciclo de vida, p.e., anual, perenne, bianual; O un genus, p.e., *Hemerocallis*, *Hosta*, *Rosa*; o alguna característica en común, p.e. vegetales/frutos/nueces, enredaderas en flor o de follaje, bulbos en flor o follaje, hierbas en flor o follaje, orquídeas, etc.

Los especímenes cortados no conforman una relación adecuada. Las exhibiciones de una sección deben ser juzgadas con la misma escala de puntos."

Pág. 35-1.C. Agregar: Toda exhibición que compite por un premio de sección específico, debe ser juzgada con la misma escala de puntos.

Pág. 37-4.c. El primer renglón debe leer: "El programa puede incluir una sección de tres (3) o más clases de todas colecciones, o todos displays.

Pág. 227-E.2. Agregar: Al, así: ... y una copia del Formulario 5B al Director NGC Al del Examen del Manual.

E.3. Debe leer: El Director NGC Al del Examen del Manual envía todas las solicitudes a la Oficina Principal de NGC, y envía los certificados y cartas de bienvenida directamente al estudiante.

Pág. 230-3. Tachar: Las calificaciones de las dos clases son promediadas, y el resultado debe ser de 70 o más para obtener la aprobación del tema.

Ahora debe leer: En los exámenes de Juzgamiento por Puntaje de ambos temas, horticultura y diseño, las calificaciones de las dos clases no son promediadas. El estudiante debe alcanzar por lo menos 70 puntos en el examen de cada tema.

Pág. 232-d. La segunda oración debe leer así: La nota del juzgamiento por puntaje de Horticultura no puede ser promediada con la de Diseño para obtener una calificación de aprobación.

Este cambio afecta a los siguientes formularios: 8C, 9C, 11D y 26H (solo para Instructores)

Todos estos formularios han sido revisados y disponibles en la web.

Pág. 251- III. A. Conformidad.

1. Cambiar por: Cuando el programa pide

un tipo de diseño, su valor es de 10 puntos de los 20 correspondientes a Conformidad. Los 10 puntos restantes se dividen equitativamente entre los demás requisitos. Si el programa no pide un tipo de diseño, los 20 puntos correspondientes a Conformidad son divididos entre la cantidad de requisitos en la descripción de la clase.

Pág. 260. Escala de puntos de Diseño 1, y 2.

Conformidad con todos los requisitos del programa.....	20 puntos
Tipo de diseño, si corresponde	10
Demás requisitos.....	10

Esperamos darles la bienvenida a todos los instructores, en el Simposio de Instructores, Enero 18 – 20, 2013; Wyndham Tampa Westshore, Tampa, FL 33609

—Jean Ohlmann, *NGC FSS Chairman*

Traducción: *Sylvia Wray, NGC IA FSS Chairman*

Flower Show Schools

The FSS Committee is proud to announce the debut of the new supplement to the Handbook, "Horticulture Exhibiting and Judging." This book will be a valued treasure to all who participate in exhibiting and/or judging horticulture.

The subject of point scoring is always an issue of much conversation. There are more complaints submitted on the evaluation forms concerning point scoring than any other subject. Perhaps the most common complaint is that there is never enough time during the flower show courses for point scoring instruction.

The FSS Committee has made an effort to alleviate the problem. Effective July 1, 2013, Courses II, III and IV will consist of five hours instruction in both horticulture and design rather than four and one-half. The additional one-half hour will be added to the required time for oral point scoring.

This change includes the following Handbook corrections in Horticulture and Design:

- p.247 – **Course II....5 Hours**
F. 2nd line, (Minimum of 2hours.)
– **Course III5 Hours**
- p.248 – H. last line (Minimum of 2 hours.)
Course IV....5 Hours
- p.249 – G. last line (Minimum of 2 hours.)
- p.252 – **Course II5 Hours**
E. third line (Minimum of 2 hours).
- p.253 – **Course III5 Hours**
E. first line (Minimum of 2 hours).
- p.254 – **Course IV....5 Hours**
D. first line (Minimum of 2 hours).

Course I already requires five hours, so there is no change in total teaching time.

The Award of Merit, Handbook – p.43, 2.c has been revised to read as follows:

"Classes in each eligible section must share: 1) some physical quality, e.g., flowering or foliage, AND 2) some life cycle, e.g., annual, perennial, biennial; OR one genus, e.g., *Hemerocallis*, *Hosta*, *Rosa*; OR some common characteristics, e.g., vegetables/fruits/nuts, flowering or foliage bulbs, flowering or foliage vines, flowering or foliage herbs, orchids, etc. Being a cut specimen is not a sufficient shared quality. Exhibits within a section must be judged by the same scale of points."

p.41-1.C. Add: **All exhibits eligible for a specified Section Award must be judged on the same Scale of Points.**

p.44-4.c. First sentence should read: "Schedule may include a section of three (3) or more classes consisting of all collections, OR all displays."

p.116- 5. d. 4) b) – For consistency, delete "clear"; change to "transparent."

Sentence should read: "If containers are provided by the exhibitor, they should be transparent...."

p.264-E .2. Delete the sentence: "State FSS Chm, will also send a copy of Form #5B to the Area Handbook Examination Chm...."

E. 3. Change to read: "and send Certificate Card and letters of 'welcome' directly to the student."

p.268-3. Delete: "The 2 class grades are averaged and must average 70 or more in order to pass that subject."

Change to read: "In each subject's Point

Scoring Examination, horticulture and design, the two class grades are not averaged. The student must have at least a grade of 70 on each test in each subject."

p.270-d, third line, delete: Averaged

This change affects the following forms:

Flower Show School Student Roster, Flower Show School Refresher, Flower Show Credit Roster and Master Grade Record (for instructors only)

All of these forms have been revised and are available on the website.

p.292 - III. A. Conformance

1. Add: When a design type has been specified, its value will be 10 points for conformance. The remaining 10 points will be divided equally among the remaining requirements.

If design type is not specified, points allocated to this quality are divided equally among the requirements stated in a class description.

p.303 Design Scale of Points 1 and 2.

Conformance to all schedule requirements.....20 points
Design Type (if applicable)...10 points
Remaining requirements divided
.....10 points

We look forward to greeting all instructors at the **Instructors' Symposium, January 18-20, 2013, Wyndham Tampa West-shore, Tampa, Fl 33609**

—Jean Ohlmann, *NGC FSS Chairman*

Answers from page 4:

1. New England, Central Atlantic, South Atlantic, Deep South, Central, Rocky Mountain, South Central and Pacific
2. St. Louis, Missouri
3. Environmental Studies, Flower Show, Gardening Study and Landscape Design
4. Ideally, every garden club member
5. 2,400
6. Award of Excellence (#24)
7. Gardens with edibles
8. The first full week of June
9. Burgundy/Pink
10. Member Award of Honor

Gardening Study

Why Should I Attend NGC Gardening Study Schools?



Gardening Study School (GSS) was born in Michigan in 1977 and established as NGC's third official school (after Flower Show Schools and Landscape Design Schools, and before Environmental Studies Schools). It is a series of four courses designed to help all gardeners become accomplished horticulturists by stimulating interest in the growth of plant materials to their peak of perfection, giving the student an understanding of how and why a plant grows, offering plant identification instruction, and exploring growing techniques for garden plants, vegetables, fruits, houseplants, trees and shrubs, and developing a respect for and appreciation of plants and their roles in our lives and activities (among other objectives stated in the NGC GSS Handbook).

The curriculum covers a broad range of gardening topics. Each of the four courses includes ten hours of instruction in five required classes and one supplemental (elective) subject. Topics include Basic Botany, Soils, Plant Propagation, Understanding Plant Diseases and Garden Pests, Classifying Plants, Techniques for Growing Flowers, Fruits, Vegetables, Woody Ornamentals, and more.

As examples of what can be learned in Gardening Study School, here is some student feedback from a Course that was presented in California this past summer:

- It was a learning frenzy.
- The subjects, soil analysis, plant anatomy and propagation, were covered in a comprehensive and easy to follow manner by the very competent instructors.

■All the presenters agreed on, "Know thy soil. It is the basis of everything we do."

■A new opportunity, the Gardening Study School, was offered through our club. I was longing for an organized curriculum covering the components of basic gardening and providing a "why and how" foundation to success in growing plants. The Gardening Study School's Course I in July has begun that process.

■I was re-introduced to the concept of flower pollination, and I have a much better understanding of it than I did when I briefly studied botany in college years ago. It makes looking at the flowers in my garden much more interesting and I find myself taking apart flowers to check out their inner workings.

■I certainly learned some interesting facts from our first session of the Gardening Study School and plan to share part of that information through a series of monthly articles for West Valley Garden Club's newsletter, "The Garden Gate." Our club has not had workshops or speakers on houseplants so it will be something new to share.

■I thought a tomato was a fruit, but I learned that tomato is a berry; and a berry, (e.g., raspberry) is an aggregate berry (lots of little berries huddled together).

■I found the soil triangle fascinating. The relationship of air, water, minerals to soil

texture can guide us to choosing the right plant for our gardens.

■The Gardening Study School was worth my time and increased my knowledge so I can work more effectively in my garden spaces. It was fun and had hands-on components that you can go home and apply immediately. It was great to meet people from other clubs and take a class with fellow club members. I've already been able to share gardening information with some friends and that's been fun, too.

Gardening Study Schools are one of the many educational opportunities NGC offers to garden club members (who may become NGC Gardening Consultants), but also to non-members (this may be a way to attract club members). Come learn about good gardening practices, which will add to the joy of gardening.

—**Greg Pokorski**, *NGC Gardening Study Schools Chairman & ES, GS and LD Schools Coordinator*



The

National Gardener

Winter Issue - Jan-Feb-Mar

Will be mailed January 1

Spring Issue - Apr-May-June

Will be mailed April 1

Summer Issue - July-Aug-Sept

Will be mailed July 1

Fall Issue - Oct-Nov-Dec

Will be mailed October 1

Deadline

for the Spring Issue

Copy due by February 1, 2013



Flower Show Symposiums

- Melbourne, FL** March 17-19
Local Registrar: Dee Bartcher, P.O. Box 237,
Mims, FL 32754; 321-264-2477;
Bartcher@bellsouth.net
- Woodworth, LA** April 30-May 2
Local Registrar: Carrie Martin, 123 W. 19th
Avenue, Covington, LA, 70433;
985-893-3285; mart3285@bellsouth.net
- South San Francisco, CA** May 5-7
Local Registrar: Shane Looper, 213 Carmello
Lane, South San Francisco, CA 94080-2204;
650-871-0172; slooper@sbcglobal.net
- Memphis, TN** May 7-8
Local Registrar: Amelia Wilkes, 1712 West-
lake Avenue, Dyersburg, TN 38024; 731-285-
7877; wilkesja@cableone.net
- Little Rock, AR** May 30-31
Local Registrar: Jo Krallman, 4714 Pine Drive,
Benton, AR 72019-9196; 501-847-9171;
krallman@sbcglobal.net
- Columbia, MO** June 12-13
Local Registrar: Carole Van Vranken, 2037
Tower Drive, Jefferson City, MO 65109;
573-635-5017; merrywidowcgv@centurylink.net
- Curtis, NE** June 17-19
Local Registrar: LaVerna Wescoat, 707 Dillon
Court, North Platte, NE 69101; 308-534-5849;
lwescoat@hotmail.com
- Tyler, TX** June 19-21
Local Registrar: Virginia Wallace, 14 Rim
Road, Kilgore, TX 75662-2252; 903-983-2834;
jclaudwall@aol.com
- Ann Arbor, MI** June 26-27
Local Registrar: Gretchen Pugsley, 22564
Peppermill Court, Novi, MI 49117;
248-349-3555; kpugsley@ameritech.net
- Frankfurt, KY** June 26-27
Local Registrar: Elaine Thornton, 110 Cherry
Hill Drive, Georgetown, KY 40324;
502-863-0810; elainevt@roadrunner.com
- Athens, GA** July 14-16
Local Registrar: Sally Holcombe, 3115 Brandy
Station, Atlanta, GA 30339-4407;
770-436-9883; smholcombe@hotmail.com
- Vancouver, WA** July 16-17
Local Registrar: Mary Lou Waitz, 15 E. Bache-
lor Rock Drive, Port Angeles, WA 98363-8539;
360-928-3728; marylou94@hotmail.com
- Mayfield Village, OH** July 23-24
Local Registrar: Judy Guinn, 7009 Crestview
Drive, Brecksville, OH 44141-2724;
440-526-6871; flower-fairy@att.net

- Nashville, TN** August 19-20
Local Registrar: Kathy Rychen, 3353 Earhart
Road, Mount Juliet, TN 37122-3727;
615-939-1074; kathyrychen@comcast.net
- Westbrook, CT** October 15-17
Local Registrar: Kris Urbanik, 44 Sachem
Drive, Glastonbury, CT 06033; 860-659-1811;
krisurb@cox.net
- Bethesda, MD** October 27-29
Local Registrar: Posa Tarpley, 1705 Belle
Haven Road, Alexandria, VA 22307;
703-660-8661; post@aol.com

Gardening Study Schools

Course I

- Luther, IA** April 4-5
Local Chairman: Gretchen Triplett, 1824 Fern-
dale, Ames, IA 50010; 515-232-8300

Course II

- Niles, MI** April 22-23
Registrar: Bobbie Quick, 2442 Dick Street,
Niles, MI 49120-9362; 269-684-7772;
bquick50@gmail.com
- Weldon Springs, MO** April 23-25
State Chairman: Pat Schnarr, 943 Hemingway
Lane, Weldon Springs, MO 63304;
314-488-5316; wvpwpat@yahoo.com

Course III

- Encino, CA** January 30-31
Local Chairman: Robin Pokorski, 512 Newton
Street, San Fernando, CA 91340-2421;
818-361-7873; robinp@juno.com
- Niles, MI** October 21-22
Registrar: Bobbie Quick, 2442 Dick Street,
Niles, MI 49120-9362; 269-684-7772;
bquick50@gmail.com

Course IV

- Boylston, MA** April 4-5
State Chairman: Caroline Nijenberg, 27 Rob-
bins Rd., Lexington, MA 02421; 781-862-4465;
carolinen@rcn.com

Tri-Refresher

- Seattle, WA** May 24-26
Event Chairman: Mary Dahlgren, 4514 143rd
Ave. SE, Bellevue, WA 98006; 425-747-9335;
mldahlgren@comcast.net

Flower Show Schools

Course I

- Richmond, VA** February 25-28
Registrar: Jane Denton, 79 Redwood Lane,
Weems, VA 22576; denton@va.metrocast.net
- Dallas, TX** February 28-March 2
Registrar: Peggy Consolver, 972-424-1830;
pconsolver@verizon.net
- Livermore, CA** September 18-20
Registrar: Mona Dunlop, 925-828-3006;
ndunlop@pacbell.net

Course II

- Jacksonville Beach, FL** March 25-27
Registrar: Rosemary Anthony, 904-246-9737;
Stephanie@solids.com
- Acapulco, México** April 9-11
Contact: Esther P. de Salinas, Risco #254,
Pedregal de San Angel, México D.F. 01900,
México; 52-55-5568-8521; estherp@todito.com

Course III

- Winter Park, FL** January 29-31
Registrar: Helen Kuhn, 352-676-2990;
helenkuhn@gmail.com
- Monroe, GA** March 11-13
Registrar: Betty McKissick, 478-982-5660;
flowergirl921@charter.net
- Phoenix, AZ** March 21-23
Registrar: Josephine Vincze, 2512 N. Central
Drive, Chandler, AZ 85224; 480-917-4679;
jo-vincze@q.com

Course IV

- Ponchatoula, LA** February 25-27
Registrar: Minnie Posey, Mposey24@aol.com
- Tuscaloosa, AL** March 7-9
Registrar: Elizabeth Kent, 205-553-2531;
elizabethkent@att.net
- Springfield, MO** April 17-19
Registrar: Shirley McCarthy 417-881-4632;
shirmccrthy@sbcglobal.net
- Grants Pass, OR** May 8-10
Registrar: Roi Pietrzak, 541-479-3859;
RJZcolonial@ccountry.net
- Okemos, MI** May 14-16
Registrar: Sue Krompschot,
517-351-0464; sueterrak@yahoo.com
- East Brunswick, NJ** May 15-17
Registrar: Nancy L. Gahtan, 908-879-7991;
nlgahatan@msn.com

Landscape Design Schools

Course I

- Kearney, NE** March 22-23
State Chairman: Alice Hemsath, 110 E. 39th
St. E1, Kearney, NE 68847-8176;
308-224-3771; dhemsath@charter.net
- East Brunswick, NJ** April 16-19
State Chairman: Nancy Schmaltz, 62 Beech
Tree Lane, Shrewsbury, NJ 07702;
732-741-1943; nan234@gmail.com
- Ann Arbor, MI** October 1-2
State Chairman: Terry Harding, 6287 Summit
Ct., Traverse City, MI 49686-1885;
231-947-0568; wsharding@chartermi.net

Course II

- College Station, TX** February 18-19
State Chairman: Janell H. Zeigler, 3190 CR
267, Oglesby, TX 76561; 254-865-2904;
cnzeigler@aol.com
- South Barrington, IL** March 5-6
State Chairman: Dolores Lederer, 16 Westcott
Drive, South Barrington, IL 60010-9526;
847-381-5828; hlederer@clickoncps.com

Course III

- Morgantown, WV** May 15-17
Registrar: Betty Harler, P.O. Box 48, Kincaid,
WV 25111; 304-465-0769;
bettyharler@frontier.com

Course IV

- Cincinnati (Mason), OH** April 11-13
State Chairman: Barbara Shepard, 6380
Birkewood Street, Columbus, OH 43229-2041;
614-890-4627; dshep6380@sbcglobal.net
- Ludington, MI** May 9-10
State Chairman: Terry Harding, 6287 Summit
Ct., Traverse City, MI 49686-1885;
231-947-0568; wsharding@chartermi.net

Landscape Design Refresher

- King of Prussia, PA** April 21-24
State Chairman: Sharon Brown, 2755 Carn-
wright Mountain Road, Troy, PA 16947-8479;
570-297-3613; gardensb@hotmail.com

For additional information on course listings, including instructors, designers and course topics, please see the NGC website: www.gardenclub.org

NGC Roster Changes

2011-2013 Board of Directors

Executive Committee

Regional Directors

Central Atlantic Region, **Jeanne Nelson**,
j.t.nelson7@gmail.com

Chairmen

Conventions and Fall Board Committees

Add: 2014 FBM Chairman

Sandra Gossman, 2506 Northwestern Avenue,
Ames, IA 50010; srgossman@aol.com

Add: 2014 FBM Vice Chairman

Loretta Daisy, 123 S. Woodlawn Avenue, Lake
City, IA 51449; Ldaisy@iowatelecom.net

Educational Opportunities/NGC Schools

Multiple Refresher Chairman; Advisor (ESS,
GSS, LDS), **Elizabeth K. Coffey**, 1451
Bremerton Lane, Keswick, VA 22947-9147;
Libbykc24@gmail.com

Gardens Committee

Habitat for Humanity Gardens Vice Chairman,
Jo Williams, jow.Williams@aol.com

Infrastructure Committee

Tours Chairman, **Deana Roberts** (DELETE)
deceased (no replacement at this time)

Plantings for Public/Special Places

Trees and Shrubs Committee

Add: Evalee Ciuca, 4899 Occoquan Club
Drive, Woodbridge, VA 22192;
ciuca20@aol.com

Plant It Pink

Plant It Pink Committee, **Anita L. Ketcham**,
3103B Broadmoor Valley Circle, Colorado
Springs, CO 80906-4433; alkfldes@yahoo.com

Projects: Continuing/Outreach

International Disasters Vice Chairman, **Carolyn
Golden Patterson**,
Cjpatt77@frontier.com

*Nature has undoubtedly mastered the art of
winter gardening and even the most expe-
rienced gardener can learn from the unre-
strained beauty around them.*

—*Vincent A. Simeone*

Strategic Planning

**Delete (resigned): Chairman (NE), Maureen
Colton**

Add: Chairman (RM), Ann L. Becker, 6428
East Murdock Street, Wichita, KS 67206-1550;
annbecker@aol.com

Delete: Vice Chairman, Ann L. Becker

Golden Circle

Golden Circle Member, **Lou Riddle**,
1720 Devonshire Drive,
Columbia, SC 29204-4904

**Delete (deceased): Golden Circle Member
Addie Lou Harris**

Roster of State Presidents

The Federated Garden Clubs of Missouri, Inc.
Judy Sheets, judithansheets@gmail.com

Underline denotes change

STATEMENT OF OWNERSHIP, MANAGEMENT AND CIRCULATION (Required by 39 U.S.C. 3685)

- Title of publication: The National Gardener
- 0027-9331
- Date of filing: September 1, 2012
- Frequency of issue: Quarterly
- Number of issues published annually: Four
- Annual subscription price: \$6.50, (foreign, \$9.00).
- Complete mailing address of known Office of Publication:
National Garden Clubs, Inc., 4401 Magnolia Ave., St. Louis, MO
63110-3492
- Complete mailing address of Headquarters: Same as above
- Full names and addresses of publisher & editor, etc.: Pub-
lisher: Same as above;
Editor: Susan Davidson, 102 South Elm, St. Louis, MO 63119;
Managing editor: none
- Owner: National Garden Clubs, Inc., 4401 Magnolia
Avenue, St. Louis, MO 63110-3492
Shirley S. Nicolai, President, 12325 Hatton Point Road, Fort
Washington, MD 20744-7014
- Known bondholders, mortgages, etc.
None
- (1) Has not changed
- Publication Title: The National Gardener
- Issue Date for Circulation Data: Summer 2012 (July, Aug,
Sept)
- Average No. Copies No. Copies of 2010 Single Issue
Published Nearest to Filing Date

A. 17,237	17,000
B1. 546	548
B2. 10,575	10,482
B3. 0	0
B4. 350	350
C. 11,471	11,380
D1. 5,727	5,693
D2. 0	0
D3. 0	0
D4. 0	0
E. 5,727	5,693
F. 17,198	17,073
G. 39	27
H. 17,237	17,100
I. .66	.66

- Winter 2013
- Michelle Smith, September 1, 2012

Book Reviews

Linda Jean Smith

NGC Book Review Chairman

◆ **Missouri Botanical Garden (Images of America)** by Todd E. Styles, Charleston, SC: Arcadia Publishing, 2012. Paperback, 128 pp., ISBN 978-0738590585, \$21.99.

Todd E. Styles is a writer and editor who volunteers at Missouri Botanical Garden.

The book is divided into three sections. The first is "Henry Shaw's Vision." This begins in 1842 with Shaw deciding to buy 760 acres of land outside St. Louis to build a home and a botanic garden because "the measure of a city's greatness lies in the quality of its cultural institutions." Shaw enlisted the help of three men: Sir William Jackson Hooker, director of the Royal Botanic Gardens at Kew; Asa Gray, professor at Harvard University and a preeminent botanist; and George Engelmann, founder of the St. Louis

Academy of Science, who helped collect specimens for the garden. The chapter ends in 1889 with Shaw's death. Chapter two, "New Century, New Challenges," continues the story of the development of the garden and the hiring of Frederick Law Olmsted to draft a new master plan. The final chapter, "Renaissance," begins in the 1950s and goes through the 1990s, when Shaw's Palm House and Italianate garden were removed to build the Climatron. The development of the Japanese Garden during this period is also shown.

The book is mainly photographs in black and white beginning as far back as 1858. A forward by Peter Wyse Jackson, Missouri Botanical Garden President, and a short introduction on Henry Shaw by Styles are the main text. Each chapter begins with an introduction and then text with the pictures. This is a fascinating book of one man's vision of a garden for the people of his city to learn about and enjoy plants. The photographs bring the story to life.

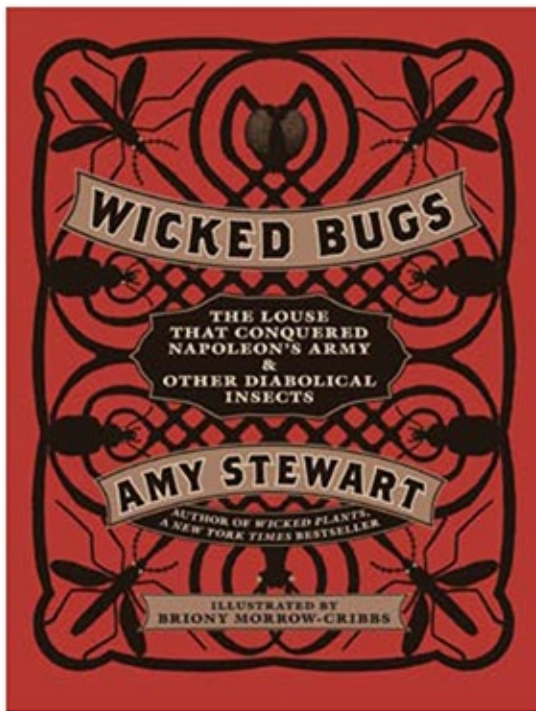
I would liked to have seen the photographs follow a chronological pattern, but they tend to skip around. In chapter one we are looking at photos from the 1850s and 60s, move to the 1880s and 90s, back to the 1860s on to 1900 to 1910 and then back into the 1880s. The text does make it clear, but it muddies the vision of how the garden grew. The book seems to stop in the 1990s, although there is one picture from 2005 and a couple of contemporary garden pictures (no date given). It would have been nice to have carried it further into this century. Pictures of the garden today would also have been nice to compare with the photos of the early years.

That being said, these are minor things, compared with what is in the book. For NGC board members, and anyone who plans to visit St. Louis and see the garden, this is a must-read book. It will make seeing the garden so much more enjoyable. To other garden club members, this is a wonderful pictorial of the development of a remarkable garden and the man who envisioned it.



IMAGES
of America
MISSOURI
BOTANICAL GARDEN

Todd E. Styles, foreword by
Missouri Botanical Garden President
Peter Wyse Jackson



◆ ***Wicked Bugs: The Louse That Conquered Napoleon's Army & Other Diabolical Insects*** by Amy Stewart. Illustrated by Briony Morrow-Cribbs. Algonquin Books of Chapel Hill, NC, 2011. Small Hardcover, 288 pp., ISBN 13 978-1565129601, \$18.95.

Author Amy N. Stewart is an American author specializing in books on horticulture and the natural world. She has also been featured on "CBS Sunday Morning." Her poison plant garden is included in Popular Mechanics' list of the 18 strangest gardens in the world. She received a B.A. degree in anthropology and a master's in community and regional planning from the University of Texas at Austin. She lives in Eureka, California, where she is a regular columnist for the North Coast Journal. Stewart is a founder of the horticultural blog, Garden Rant.

This is not your traditional look at bugs and what they do and how to get rid of them. In a breezy, light tone and pace, this book describes all sorts of frightening details about 50 to 100 insects and what they can


or cannot do. This is not an in-depth book about insects or insects and plants, but more a capsule biography of each bug—from flies that transmit deadly diseases, "bookworms" that devour libraries and millipedes that stop traffic. The bugs are grouped into: painful, dangerous, horrible, deadly, and destructive. There is an extensive bibliography, and a resource section as well. Intricate and strangely beautiful etchings bring the bugs to life.

Under Destructive, you find out about the night crawler. Yes, a worm, but one that is not native and seems to be eating a lot of forest understory plants, as discovered in the 1990s by the University of Michigan. Why and how this happened is included in this chapter. Under dangerous is the deer tick, and we all have heard about Lyme Disease. This chapter explains how it was discovered and why it was called Lyme Disease. The painful group has a chapter on tarantulas. This is a tale of an attempted murder using the tarantula's venom sac hidden in a blackberry pie. The bite of a tarantula

may be very painful and has been found to react on nerve cells "with the same mechanism employed by habanera peppers," but the bite is not fatal. Want to know why the Italian tarantella is named after this insect? You'll have to read the book. Although you might not want to read it at night as some of this can be more than a bit scary. Or at the very least have you looking under the covers.

◆ ***Herbs: The Complete Gardener's Guide*** by Patrick Lima, ***Photographs*** by Turid Forsyth, New York: Firefly Books, 2012. Large hardcover, 224 pp., ISBN 978-1552096246, \$24.95.

Patrick Lima is a longtime herbalist and gardener with over 30 years of organic gardening experience. This is his tenth book on gardening. He lives and gardens in Ontario's Bruce Peninsula. Turid Forsyth also lives in Ontario. She is a writer, artist and photographer. She has acted as photographer or illustrator on five other gardening books and



has written one gardening book herself.

The book is divided into seventeen chapters plus a source section and index. The source section covers Canada and the United States. The list of places in the U.S. seem to cover most of the country from the West Coast to New England to the Midwest and South. The first two chapters, "Starting Out" and "Family Ties," give you the basics on herbs. These are short chapters discussing Latin terms and the use of herbs in the landscape and in the garden.

The largest part of the book focuses on the categories of herbs, from perennial kitchen herbs and annual/biennial kitchen herbs, to tea herbs, fragrant herbs, herbs with gray foliage and salad herbs; there are even a couple of chapters on the numerous varieties of such herbs as lavender, thyme and sage. In these chapters Lima explains the different herbs and tries to dispel myths about them and what they actually do. Under

oregano he says, "There is no such thing as oregano pure and simple." He recommends Greek oregano for cooking, but says golden oregano, with its yellow leaves, gives a "visual splash" to the garden. Some growing information is given, but it is not listed specifically, nor is it the same for each herb. Sometimes he will tell you to buy and not start from seed, or that it doesn't transplant well. Sometimes, some history on the herb is given. Chapter 16 gets into propagations, preservation and growing herbs indoors. The final chapter is on cooking with fresh herbs and includes many recipes for the reader to try.

There are beautiful colored pictures and drawings of the herbs. One review suggested *Herbs* as a coffee table book. However, I'm not sure it's the easiest of books to use for a resource book. I grow herbs and have a weakness for buying books on them, so have quite a few. If I knew nothing about herbs, this book would not be as helpful as some others. When I went to look up a specific herb, the information I found was not always useful. It didn't tell me height or zones, and I needed to go to a different section to find information on preserving herbs, and even then the information did not necessarily mention the specific herb I was looking for. I was also disappointed that the recipes have no pictures of the dishes.

If you like to grow herbs, this might be a book to give you additional information on herbs and the grouped sections do make it easier to locate a particular type of herb.

First Snow

*Snow makes whiteness where it falls
The bushes look like popcorn balls
And places where I always play
Look like somewhere else today
Beautiful feathery flakes of snow
Over the woodland and field they go
Making a blanket so warm and deep
Over the flowers that lie asleep*

—Mary Louise Allen

We Want the Best for Our Children:

The Persistence of Children and School Gardens

By Laura Lawson, Ph.D.

Every spring, I open the newspaper or a magazine to see an article about a new children's garden. The accompanying images of children happily digging in the soil, watering their carrots, or tending to the compost pile lead me to smile as I remember my own experiences establishing the Berkeley Youth Alternatives Garden Patch in Berkeley, California, back in the 1990s, though the children I worked with are now adults. I also think about my own young children and the delight I feel when they share with me the discovery of a worm in the soil or a small pumpkin hiding under a leaf.

We want the best for our children, and for many of us this starts with a firm foundation in understanding our place in the natural world, our individual capacity, and our ability to work with others. It is no surprise to gardeners that we often turn to gardening as a means to teach these important lessons to our children. In fact, since the 1890s, Americans have sought to promote children's and school gardens as a way to teach life lessons and school curricula. A historical review of children and school gardens not only reaffirms many of the goals associated with learning through gardening, but also the persistent challenges that must be addressed for such efforts to thrive.

The legacy of children's gardening dates back to at least 1691, when landowner George Fox willed a tract

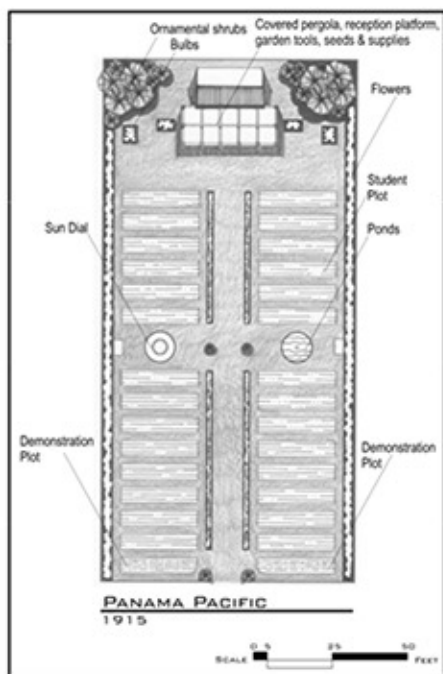
of land near Philadelphia "for a playground for the children of the town to play on, and for a garden to plant with physical [medicinal] plants, for lads and lassies to know simples and to learn how to make oils and ointments." A wider initiative began to ferment in the 1890s that was linked to concerns about the impact of urbanization on children and educational practices. To many adults who had grown up in the countryside, it was unthinkable that urban children could not enjoy the outdoor experiences of their own youth. One Manhattan school principal described the urban child's conception of spring thus:

When the signs of spring asked for by the teacher who expected to get in reply something about the swelling buds, the flowing sap, the softened earth, brings only the answer, 'yes ma'am, I know when spring is here because the saloons put on their swinging doors,' is it not worthwhile to lead such a child to notice other signs of spring? To me this is what a school garden means to a crowded urban district.⁸

Urban children's disconnect from nature is combined with other concerns about unsupervised time after school and on weekends due to changes in school attendance policies and child labor laws. Convinced that a



Children at the Berkeley Youth Alternatives Garden Patch, which the author helped establish and run for its first five years. Photograph by the author, 1995.



Plan for a model school garden at the Panama-Pacific International Exposition, San Francisco, 1915. Redrawn by author and Agus Soeriaatmadja, 2002.

"bad boy" was only a case of misdirected energy, reformers sought programmed activities, such as school gardens, to provide supervised educational and social outlets.

School gardening also aligned with new ideas about education. Child development theories of the day criticized the classroom format as inhibiting children's natural inquisitiveness and education reformers sought to remedy this situation by providing active learning through playgrounds, recreation programs, and nature study. In contrast to book-based learning, nature study relied on children's hands-on experiences and their manipulation of natural forms. The school garden was a logical component of a nature-study curriculum because it provided a place for children to see firsthand such natural processes as growth and decay, nutrient cycles, and the interrelationship of plants and animals. In addition, the garden provided lessons for other curricular areas, such as math, creative writing, history, draw-

ing, and even governance. As one advocate stated in a 1905 *Nature Study Review* editorial, "Gardens are such splendid concentrations of natural objects, especially the living, that they surely have the possibilities of great educational value in disciplines other than manual and in information which has practical, intellectual, aesthetic, and moral bearings."ⁱⁱⁱ

Interest grew as teachers, gardening organizations, and others heard about successful projects and established similar programs in their own schools and communities. The first-known school garden was started at the Putnam Grammar School in the Roxbury district of Boston in 1891 through the efforts of the head master and the Massachusetts Horticultural Society. Soon, other school gardens developed around Boston and then Massachusetts, and then throughout the Northeast, the Midwest, and beyond. Teachers' colleges started to train teachers in gardening and garden-based teaching. The goal to integrate school gardens into the public school curricula gained ground when the federal government set up the Bureau of Education's Office of School and Home Gardening, which continued from 1914 through 1920.

Outside the school, children's gardens were often part of larger civic beautification campaigns with leadership and support from neighborhood improvement societies, garden clubs, women's clubs, and others who provided land and materials, taught classes, and encouraged participation through contests and awards. For example, in 1903, the Civic League of the Women's Institution established the Fairview Garden in Yonkers, New York. The project was not part of the school system but instead, "a garden where practical gardening is taught to the children of the public and parochial schools, who would otherwise be only too apt to spend the vacation idly, if not worse than idly."^{iv}

Many communities had children's and school gardens when the U.S. entered World War I, and these gardens became a critical resource for gardening education and food production in the war garden campaign.



Poster for the U.S. School Garden Army. Reprinted from Fall Courses in School-supervised Gardening in the Northeastern United States (Washington D.C.: Government printing Office, 1919), cover.

Adopting the motto, "a garden for every child, every child in a garden," the United States School Garden Army was organized as an extension of the Bureau of Education's efforts. The program had two purposes: to increase food production and to train children in thrift, industry, service, patriotism, and responsibility. President Woodrow Wilson wrote a letter of support, stating, "The movement to establish gardens, therefore, and to have the children work in them is just as real and patriotic an effort as the building of ships or the firing of cannon."^{vi} More than 50,000 teachers received the USSGA curriculum and thousands of community volunteers assisted in the efforts. In addition, local clubs, churches, 4-H, and other organizations supported children's gardening at homes and on available land in their communities. Unfortunately, the national campaign for children's and school gardens subsided after the war though some programs continued locally.

Again in World War II, the victory garden campaign sought children's participation

through home gardens, school gardens, and elsewhere. The National Victory Garden Institute established a national MacArthur medal program to acknowledge children's achievements in their victory gardens with ribbons, certificates and prizes. A message from General Douglas MacArthur was read at one award luncheon: "Please convey to the youth of America ... my admiration for the magnificent spirit and tireless energy which characterizes their efforts to increase our agricultural production to meet the pressing demands of the war. Tell them that they have met the challenge to patriotism in the tradition that has carried our country forward in the world and to its present exalted position."^{vi}

Although national interest in children's gardens again subsided after World War II, some local programs remained and helped sustain interest, most notably the Cleveland school garden program (1904-1970) and the Brooklyn Botanical Garden's programs (1914 to present). As interest in children's



Children displaying a large head of cabbage raised in the war garden at Public School 88, Queens, New York, circa 1918. Photo by J.H. Rohrbach. Courtesy of the National Archives, War and Conflict no. 562, photo no. NWDNS-165-WW-172.



Edible Schoolyard, Berkeley, California. Photograph by author, 2001.

and school gardens expanded in the 1970s—again due to its relevancy to multiple education and social concerns—local efforts increased, often supported by other organizations and opportunities. By the 1990s, public campaigns arose, such as California's initiative for "a garden in every school." Model programs again surfaced to inspire others, such as the Edible School Yard at Martin Luther King Jr. School, in Berkeley, California, which thrives due to a partnership between a non-profit organization and school leadership to redevelop an asphalt playground into a lush garden and integrate garden activities with the school's curricula. Another model is Garden Mosaics, a science education program that engages children in gardening, garden and neighborhood data collection, intergenerational mentoring, and community action.

Today, people want children's gardens for many of the same concerns as the past—connecting children to natural processes, education reform, and community engagement—as well as concerns about nutrition and health. Recent studies on the impact of school and children's gardens confirm that gardening is linked to not only better classroom attention and performance on tests but also healthier eating patterns.^{vi} The persistent appeal for over a century, however, has not led to sustained gardens.

Instead, children's and school gardens have had to be reinvented and reintroduced multiple times. Rather than continue this cycle, we can learn from the successes and failures from the past to build more sustainable school and children's gardens. Based on this historical review, three critical challenges arise: clarity of purpose and focus on gardening, acknowledgment of school requirements, and the necessity for partnerships.

Given the many benefits associated with gardening, it is easy to get sidetracked or try to be everything to everyone. This is best illustrated when the early 20th century school gardens shifted to the war garden campaign yet could not regain their educational value after the war, resulting in the end of the Bureau of Education's office and other support structures. Today, many gardening programs shift focus depending on funding opportunities, such as justifying gardens as youth training, environmental education, or obesity reduction. While gardening can be a means to address these and other concerns, there must be basic attention to successful *gardening* as a pre-requisite. This means not being opportunistic but addressing basic sustained needs, such as access to healthy soil, materials, sustained care, etc. After all, it is the garden that provides the means for these outcomes, so it should be the garden and the experience of gardening that remains a central purpose of the effort.

The second challenge has to do with the scheduling and other constraints faced by the primary institution serving children: schools. One of the most difficult hurdles is that the school year and the growing season do not coincide—weeding, watering, and harvesting are necessary at a time when children aren't in school. In some situations, children may not live near their school. Many teachers are interested in gardening but do not have the time or experience to start a garden. These challenges can be

addressed through volunteers who help tend the garden, support the teachers, and make sure that children see success from their efforts.

The third challenge has to do with support that reaches out beyond the school. Since their inception, effective school and children's gardens have relied on not just the teacher or parent, but a community working together. Garden and civic clubs have provided land, supported education, and promoted efforts through support of contests and awards. This collaboration is important not just for the garden to thrive but also for some of the bigger goals—healthy eating and lifestyles, civic engagement, interest in further educational pursuits, etc.—to be achieved.

The good news is that these challenges are not insurmountable. Indeed, if gardeners apply the same optimism, stewardship, and tenacity to supporting school and children's gardens that they do to their own gardens, sustainable programs will surely arise. As gardeners know, a garden—just like a child—needs to be nurtured to produce fruit.

—**Laura Lawson, Professor and Chair, Department of Landscape Architecture; Rutgers, The State University of New Jersey**

¹James Ralph Jewell, *Agricultural Education Including Nature Study and School Gardens*, Bulletin 2, Department of Interior Bureau of Education (Washington, DC: Government Printing Office, 1907), p. 30.

²Margaret Knox, "The Function of a School Garden in a Crowded City District," in *School Garden Association of New York, Second Annual Report* (New York: School Garden Association of New York, 1910), p. 33.

³Editorial, *Nature-Study Review* 1, 1 (1905): 28.
⁴Mary Leland Butler, "A New Kind of School Garden," in *Society of American Florists and Ornamental Horticulturists, Report, Compilations, and Suggestions on the Methods of Teaching Horticulture in Public Schools*, 1906: 10.

⁵Woodrow Wilson, dated February 25, 1918, reprinted in the *United States School Garden Army, Fall Manual*, 3.

⁶Quoted in *Gardengram* (National Victory Garden Institute newsletter), n.d.

⁷Summaries of the multiple research articles supporting school gardening's link to positive educational and health outcomes is provided by the California Department of Education School Garden overview (www.cde.ca.gov/ls/nu/he/gardenoverview.asp) and World.edu website.

Member Services

Candace Morgenstern
Member Services Chairman

4401 Magnolia Avenue
St. Louis, MO 63110

Orders only, please: 800-550-6007
E-mail: headquarters@gardenclub.org
You may order by Fax: 314-776-5108
7 days a week, 24 hours a day

Who wouldn't want to snuggle up on these cold winter days and look through a gorgeous magazine full of gardens from around the world, floral designs and floral and garden events. Thanks to Betty Grimes, we are now in partnership with *flower* magazine. *flower* is offering National Garden Club members a special discounted subscription rate of \$17.99; a \$2 donation from each subscription will be made to NGC for our ongoing projects. Contact: www.flowermagazine.com/subscribe or call 877-400-3047 and reference the code 1NGC.

✦ NANCY MEYERS' MOVIE MAGIC WITH FLOWERS

flower INSPIRING US THROUGH FLOWERS

7 Wintery Arrangements for your Home



A SOUTHERN NEW YEAR'S WEDDING BY TARA GUERARD

TERRAIN Anthropologie's Ultrahip Garden Shop

NINA CAMPBELL'S BLOOMING INTERIORS

The next issue of *flower* will have a full-page complimentary ad promoting membership in NGC. This will be a great membership tool and exposure to readers in all 50 states, order today! Both *flower* and NGC have similar goals—promoting the love of gardening and floral design and enriching our life through flowers.

With the new year and new schedules we ALL should have the 2013 Vision of Beauty Calendar! This is not your average calendar—it contains exquisite photos of award-winning designs, ample space to fill in all your appointments and is a perfect fundraiser for your club—plus it was printed in the USA.

Flower shows are blooming everywhere and designers NEED components to create that blue ribbon winner. A reminder that we are in partnership with Smithers-Oasis.

You are able to purchase products on-line and have them delivered to your door. This includes the new Maxlife foam, colored aluminum wire, midellino sticks, containers and all the usual basic tools needed by a floral designer. Information is on our website under shop, then click on partners.

We'll be thinking of spring soon so don't forget our other partners. Gardener's Supply has colorful self-watering containers and oodles of other items for our gardens and patios. Of course, what would a garden be without bulbs? Brent & Becky's has an incredible variety of bulbs perfect for spring planting.

Many of you are enjoying our beautiful new scarf (at left). This custom-made 100% silk scarf contains all the logos from each state, the International Affiliates and our NGC symbol—a wonderful value at only \$35. See the Fall 2012 issue of TNG for the story of the scarf.

Now is the time to start thinking of gifts, NGC pins and name badges for the incoming and outgoing officers of your club and state. Member Services carries club president pins, past presidents, custom magnetic name badges plus many other items and certificates to honor the members who have worked so hard and would be thrilled to be recognized in such a meaningful way.

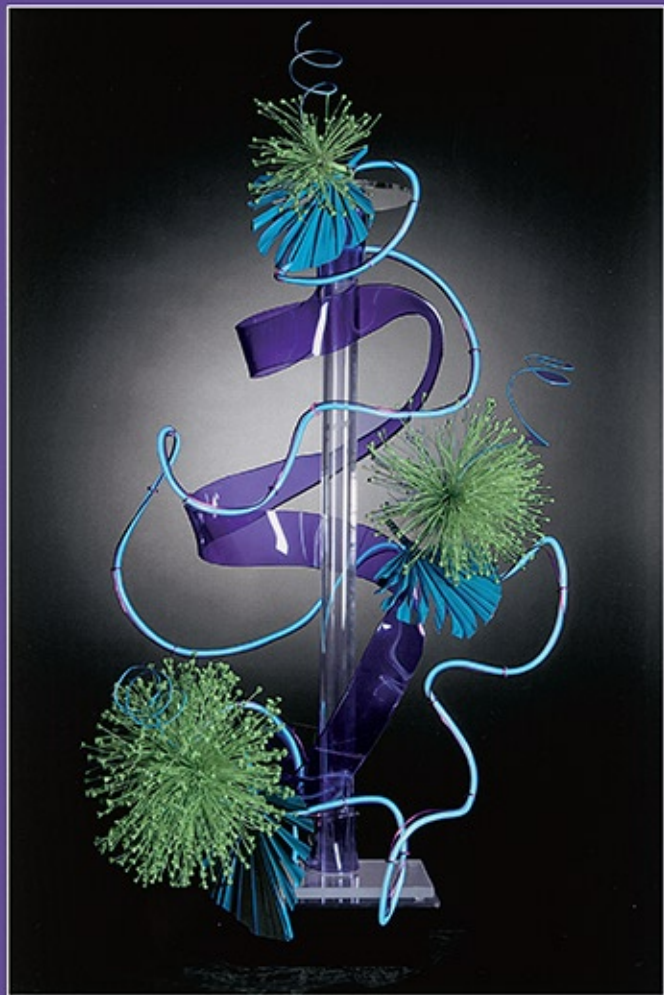
If you're travelling this winter, be sure to order several of our jumbo luggage tags, made from recycled styrene plastic – only \$4.

All Member Service products can be purchased on-line through our website www.gardenclub.org or contact Teri Virga at 800-550-6007 at the NGC Headquarters.

It is a pleasure researching products for our NGC members. Please let me know if there is a product you would like to be available and we'll make it happen.

—Candace Morgenstern,
ms.candace@cox.net





2013

Vision of Beauty