An oil derrick stands in a green field under a cloudy sky. A large plume of dark smoke or steam rises from the derrick's base. The derrick is a tall, lattice-structured tower. The ground is a mix of green grass and brown earth.

The National Gardener

Winter 2014



Garden Club

Insurance

Liability Plus \$315.00

Bonding Plus \$83.00

Directors & Officers Liability Plus \$88.00

Accident Medical Plus \$123.00

Property Plus \$112.00

rvnuccio.com or 1-800-567-2685

Underwritten by



RVNA
RV NUCCIO & ASSOCIATES, INC.



The National Gardener

Winter 2014
Vol 85, No 1

Quarterly Journal of National Garden Clubs, Inc.

National Garden Clubs, Inc.

5,602 Garden Clubs
178,946 Garden Club Members
50 States and the National Capital Area
70 National Affiliate Member Organizations
654 International Affiliate Member Organizations

Linda G. Nelson, President
543 Lakefair Place N., Keizer, OR 97303-3590

The National Gardener

Susan Davidson, Editor
102 South Elm Avenue, St. Louis, MO 63119
Ph: 314-968-1664; susand102@charter.net
Direct all advertising inquiries to the
TNG Editor, Susan Davidson
TNG Circulation, 4401 Magnolia Avenue,
St. Louis, MO 63110; 314-776-7574

NGC Headquarters

Monday-Friday 9:00 am — 4:30 pm CST
4401 Magnolia Avenue, St. Louis, MO 63110
Tel: 314-776-7574 Fax: 314-776-5108
E-mail: headquarters@gardenclub.org
Internet: www.gardenclub.org
Michelle Smith, Ext: 14; Executive Director
Teri Virga, Ext: 17; Member Services
1-800-550-6007 - Orders Only, Please
Bill Trapp, Ext: 12; Accountant
Gabby Gebben, Ext: 11; Accounting Assistant
Kathy Romine, Ext: 15; Administrative Assistant
Katie Roth, Ext: 10; School Secretary

The National Gardener (ISSN: 0027 9331) (USPS: 595-500) is published quarterly by National Garden Clubs, Inc., 4401 Magnolia Avenue, St. Louis, MO 63110-3492 U.S. Subscription Rates: 1 year: \$8; 3 years: \$21. Foreign Subscription Rates: 1 year: \$18; 3 years: \$36. 1 year subscription outside continental U.S., including AIR MAIL: \$36; 3 year subscription outside continental U.S., including AIR MAIL: \$88. Change in name/address - \$1. Single copy - \$2. Postmaster: Send address changes to *The National Gardener*, National Garden Clubs, Inc., 4401 Magnolia Avenue, St. Louis, MO 63110. Periodicals postage paid at St. Louis, MO. Send all subscriptions, changes of address and inquiries to: Circulation Department, NGC, 4401 Magnolia Avenue, St. Louis, MO 63110-3492; Telephone: 314-776-7574

Table of Contents

85th NGC Convention	4
NGC + Crown Bees	16
Gardening Study	18
Environmental Studies	19
Flower Show Schools	20
International Affiliates	23
NABA Butterfly Garden Certification	24
Member Services	26
Judges' Council Membership	27
Book Reviews	28
The Forest	31
Landscape Design	32
2014: Year of the Echinacea	33
NGC Roster Changes	35
NGC Schools and Courses	36
Cornell Weed Garden	38
Elements of Container Gardening	39

The Cover

Black Gold and Red Earth

National Garden Clubs' 85th Convention
will be held in Norman, Oklahoma.

The painting of the oil derrick
exploding "black gold" is by
Valerie Short, Bartlesville, Oklahoma

President's Message

Making A World Of Difference—Choices Matter

Winter Greetings

Wherever you might be—hip deep in snow or enjoying the winter in a sunny spot or anywhere in between—isn't it wonderful we have the choice of diversity in climates. Since it is really mid-November as I write this, I will share that 49 of us have just returned from Costa Rica. There we enjoyed the extraordinary climate and environment as we judged a flower show and refreshed credentials in two of our schools. Our international affiliates in Costa Rica presented an outstanding flower show, **Eternal Spring**. We give high praises to their talented members. The designs were spectacular and the horticulture was near perfection. The Bougainvillea Hotel, our home for the first three nights, included a beautiful award-winning, ten-acre garden.

As we begin 2014, we are proud of all the accomplishments of our members and anticipate hearing of the many projects that make their part of our world a better, cleaner, healthier place because they choose to make a difference. While touring the rain forest in Costa Rica we learned that when you cut down a tree in the rain forest you are not just cutting down a tree. You are destroying the habitat for many species of plants, birds, and insects. *When we know better, we will do better.* Education is the key to choices that aid us in protecting and conserving our natural resources.

We are happy to announce that our new web site is up and running—making a world



of difference in our web-visiting experience! Broken links are fixed, unneeded pages deleted, new images of happy smiling gardeners—many of our members—are featured and greet the visitor. We have launched an *easy-to-donate* button so you may easily donate to any NGC project. As promised, everyone can now register for conventions and fall board meetings online using their credit card, if they choose. We

hope this investment improves your web experience. If you have problems, please contact us at Headquarters; we want to fix all of them.

Our ad in *flower* magazine is beautiful! You can find it on page 46 in the December issue. This ad is the result of an ad swap agreement with *flower* magazine. If you have not yet subscribed to this beautiful magazine, please think about it. You can find information on our new web site. If you use our site to subscribe, you will receive a reduced rate, and NGC will receive a donation from the magazine. It's a win-win! While shopping there, check out our other shopping partners: Brent and Becky's Bulbs; Smithers Oasis; Gardeners' Supply; and Crown Bees.

Our members everywhere continue to express concern about declining membership and ask what we all can do to interest others in our worthwhile projects. This brings to mind the words "mind set." I was re-reading an article by former NGC President Deen Day Sanders.

The comments on a psychologist who says when we continue to repeat negative ideas as self talk, they become buried in our subconscious and eventually we accept them as a truth. Have we told ourselves for so long that: *Young people are just too busy, or are not interested in our goals, and there is no use asking them to join our clubs.* Has that become a "truth" in our minds? Perhaps we need to tell ourselves something positive, such as: *We have so much to offer a young member, let's tell everyone we meet.* Positive results will happen when we think positively. Remember, when you don't give up, you can't fail. Positive thinking will make a world of difference, so let our choice be POSITIVE.

Come join us as we gather in Norman, Oklahoma, April 30-May 3, for NGC's National Convention and 85th Birthday! There's going to be a cake—and lots of fun. Look for all the information in this issue.

With Love,



Members of NGC
Wish a Happy
100th Birthday
to Mary Louise Michie.

NGC Mission Statement

NATIONAL GARDEN CLUBS, INC. provides education, resources, and national networking opportunities for its members to promote the love of gardening, floral design, and civic and environmental responsibility.

Conservation Pledge

I pledge to protect and conserve the natural resources of the planet earth and promise to promote education so we may become caretakers of our air, water, forest, land, and wildlife.

NGC Calendar

Conventions

- 2014 Norman, Oklahoma
April 30-May 3
- 2015 Louisville, Kentucky
May 11-18 (Installation year)*
- 2016 Grand Rapids, Michigan
May 2-6*
- 2017 Richmond, Virginia
- 2018 Madison, Wisconsin
- 2019 Mississippi

Fall Board Meetings

- 2014 Des Moines, Iowa
September 24-28*
- 2015 St. Louis, Missouri
September 15-19*
- 2016 Portland, Maine
September 27-October 3*
- 2017 St. Louis, Missouri

* Dates are Tentative

Norman, Oklahoma Pre-Convention Tours

Tour A: Historic Guthrie, Wednesday, April 30, 8:00 a.m. to 4:00 p.m. — \$75

As Oklahoma's territorial capital, Guthrie's ongoing restoration efforts make the town's downtown area the largest Historic Preservation District in the nation. Take a trolley tour through downtown to find fascinating history, one-of-a-kind stores and more than a dozen bed and breakfasts housed in charming Victorian-era buildings or enjoy the views from a romantic horse-drawn carriage. Discover the diverse collections of Guthrie's many museums, including the Oklahoma Territorial Museum. Lunch provided.

Tour B: National Weather Station, Wednesday, April 30, 8:00 a.m. to Noon - Lunch @ Café — \$55

The tour is a comprehensive overview of the National Weather Center, and the units housed within, led by a meteorologist. This includes visits to the School of Meteorology, the National Weather Center's observation deck, classroom and laboratory facilities, as well as NOAA's Storm Prediction Center, the Norman National Weather Service Forecast Office, and the National Severe Storms Laboratory.



Historic Guthrie

Tour C: Sam Noble Museum, Wednesday, April 30, 1:00 p.m. to 4:00 p.m. — \$50

In 1899, the Territorial Legislature of the future state of Oklahoma mandated the founding of a natural history museum on the campus of the University of the Territory of Oklahoma, in Norman, now the University of Oklahoma. Since that time, the existing museum has had a long and distinguished history, acquiring over seven million objects that belong to the people of the state of Oklahoma. On May 1, 2000, the museum opened its doors to a new century. Over four billion years of Oklahoma's natural history can be seen in a 198,000 square foot facility. Five galleries feature thousands of artifacts in 50,000 square feet of exhibit space. Visitors can immerse themselves

in the fascinating natural and cultural history of Oklahoma.

Tour D: Governor's Mansion & Bricktown, Thursday, May 1, 8:00 a.m. to 4:00 p.m. Shopping & Lunch (not provided). — \$50

Experience the historical architectural splendor of Oklahoma's House. The Oklahoma Governor's



Governor's Mansion

Mansion, dedicated in 1928, features a 14,000 sq. feet interior that is divided into 12 rooms. The Dutch-Colonial-style residence was designed by the Oklahoma architectural firm of Layton, Hicks and Forsyth. The Oklahoma Governor's Mansion features antiques and artwork from both museum and private collections. Artists represented in oil and bronze include N.C. Wyeth, Charles Russell, Thomas Moran, and Albert Beirstadt. The mansion's rooms include

a library, parlor, dining room, grand ballroom, kitchen, sunroom and five bedrooms. All key furnishings were donated by Oklahomans and, as property of the state, remain with the mansion.

Bricktown is probably the most exciting area of Oklahoma City, giving us restaurants and sports and shopping hotspots in the tradition of San Antonio's Riverwalk. Water taxis carry visitors to different stops along the canal, including many restaurants, shops, and nightclubs.

Tour E: Red Earth Museum, Thursday, May 1, 8:00 a.m. to Noon - with Native American Dancer, Box Lunch Provided. — \$50

The Red Earth Museum originally opened in 1978 as The Center of the American Indian. The notable American Indian museum is home to a respected permanent collection of more than 1,400 items of traditional and contemporary fine



Bricktown water taxi

art, pottery, basketry, textiles, and beadwork. Collection pieces are rotated for viewing throughout the year. A Native American Dancer will conduct a fascinating interpretive dance while explaining the significance of each item of his native dress.

Tour F: Fred Jones, Jr. Museum of Art, Thursday, May 1, 1:00 p.m. to 4:00 p.m. — \$50

The University of Oklahoma's Fred Jones Jr. Museum of Art is one of the finest university art museums in the United States. Strengths of the nearly 16,000-object permanent collection (including the approximately 3,300-object Adkins Collection and the more than 4,000-object James T. Bialac Native American Art Collection) are French Impressionism, 20th-century American painting and sculpture, traditional and contemporary Native American art, art of the Southwest, ceramics, photography, contemporary art, Asian art, and graphics from the 16th century to the present.

Tour G: Myriad Gardens & Crystal Bridge/OKC National Memorial, Friday, May 2, 8:00 a.m. to 4:00 p.m. Lunch @ Bricktown (Guest/Spouse) — \$70

The Myriad Botanical Gardens is one of Oklahoma City's most beloved public



Fred Jones, Jr. Museum of Art

At right: The Myriad Botanical Gardens.

Below: The Survivor Tree

At bottom: The Outdoor Symbolic Memorial, including The Field of Empty Chairs, Reflecting Pool, and Survivors' Wall.



spaces, offering its visitors a 17-acre natural escape in the very heart of the metro known as downtown Oklahoma City. Its primary feature is the Crystal Bridge Tropical Conservatory — a 224-foot living plant museum featuring towering palm trees, tropical plants and flowers, waterfalls, and exotic animals.



The Oklahoma City National Memorial honors the victims, survivors, rescuers, and all who were affected by the Oklahoma City bombing on April 19, 1995. The moving Outdoor Symbolic Memorial consists of the following segments on 3.3 acres: The Gates of Time; Reflecting Pool; Field of Empty Chairs; Survivors' Wall; The Survivor Tree; and The Memorial Fence.

At right: National Cowboy & Western Heritage Museum;

Below right: *The End of the Trail*, by James Earle Fraser (1876-1953), Plaster, measuring c. 17' x 14' x 5'.

Tour H: National Cowboy & Western Heritage Museum, Friday, May 2, 8:00 a.m. to 4:00 p.m. (Guest/Spouse), Lunch @ Café — \$76

The National Cowboy & Western Heritage Museum is America's premier institution of Western history, art and culture. Founded in 1955, the museum, in Oklahoma City, collects, preserves, and exhibits an internationally renowned collection of Western art and artifacts while sponsoring dynamic educational programs and ground-breaking scholarly research to stimulate interest in the enduring legacy of our American West. More than 10 million visitors from around the world have sought out this unique museum to gain a better understanding of the West: a region and a history that permeates our national culture.



Tour I: Cedar Valley Golf Club, Guthrie, Saturday, May 3, 8 a.m. to 4 p.m. (Guest/Spouse) Green Fees, Cart & Lunch — \$120
www.cedarvalleygolfclub.com

The Cedar Valley Golf Club (at left) features two par 70 championship courses, a driving range, and putting green. The Augusta and International courses offer plenty of golf for players of all levels.

NGC 85th Convention

Norman, Oklahoma

April 29 – May 3, 2014

Tentative Schedule

Tuesday, April 29

Noon to 8 PM

Noon – 5 PM & 6 PM – 8 PM

8 AM

8 AM

Registration – Event Concierge

Credentials – Event Concierge

Office Available

Floral Room Available

Wednesday, April 30

8 AM

8 AM – Noon & 1 PM – 5 PM

8 AM – Noon & 1 PM – 5 PM

8:30 AM – 11:45 AM

8:30 AM – 5 PM

Noon – 1:15 PM

1:30 PM – 3:45 PM

3 PM – 5:30 PM

4 PM – 5:30 PM

Floral Room Available

Registration Open – Event Concierge

Credentials Open – Event Concierge

Finance Committee Meeting

Handbook for Flower Shows Revision Committee Meeting

Luncheon: PH&E, Organizational & Finance Committees

Handbook for Flower Shows Revision Committee

Organizational Study Committee Meeting

Scholarship Committee Meeting

PH&E Committee Meeting

Thursday, May 1

8 AM

8 AM

8 AM

8 AM – Noon & 1 PM – 5 PM

8 AM – Noon & 1 PM – 5 PM

8:30 AM – 4 PM

8:30 AM – 4 PM

8:30 AM – 10:30 AM

9 AM – 11 AM

10 AM – Noon

10 AM – Noon

10:30 AM – 12:30 PM

Noon – 1:30 PM

1 PM – 3 PM

1 PM – 3 PM

1:30 PM – 3:30 PM

1:30 PM – 3:30 PM

1:30 PM – 3:30 PM

1:30 PM – 3:30 PM

1:30 PM – 3:30 PM

3:30 PM – 5:30 PM

3:30 PM – 4:30 PM

4 PM – 6 PM

3:30 PM – 5:30 PM

3:30 PM – 5:30 PM

3:30 PM – 5:30 PM

4 PM – 5 PM

4 PM – 5 PM

Office Available

Floral Room Available

Educational & Commercial Exhibits Setup

Registration Open - Event Concierge

Credentials Open - Event Concierge

Executive Committee Meeting

Flower Show School Committee Meeting

Educational Schools

Future Conventions Committee Meeting – *Credentials, Protocol, Resolutions*

President's Projects Committee

Awards Committee Meeting

Landscape Design School Committee

Executive Committee & Flower Show Committee Luncheon

Future Fall Boards Committee Meeting – *Credentials, Protocol, Resolutions*

Communications [Print] Committee Meeting

Environmental School Committee Meeting

Environmental Concerns Committee

Nominating Committee Meeting

Gardens Projects Committee Meeting - *Continuing, Outreach*

Horticulture Committee Meeting

Gardening Studies School Committee Meeting

Grants Committee Meeting - *Development, Bequests*

Membership Committee Meeting

Strategic Planning Committee Meeting

Golden Circle

Internal Organization Committee Meeting

IA Activities Committee Meeting

Youth Committee Meeting



5 PM – 7 PM
5 PM
6:15 PM – 7 PM
7 PM – 10 PM
8 PM – 9 PM
9 PM – 10 PM

International Affiliates Meeting
National Life Member Rehearsal/Banquet Room
Cocktail Reception
NGC Life Member Banquet
'Mingle with Argus Hamilton' Reception with Cash Bar
Banquet Speaker – Argus Hamilton

Friday, May 2

7:30 AM – 8:45 AM
8 AM
8 AM
8 AM – Noon & 2:15 PM – 5 PM
8 AM – Noon & 2:15 PM – 5 PM
8 AM – 7 PM
9:30 AM - 11:45 AM
Noon – 2:00 PM
2:15 PM – 3:30 PM
3:40 PM – 5:15 PM

3:40 PM – 5:15 PM
6:00 PM – 7:00 PM
7:00 PM – 10:00 PM

Breakfast: Region Directors & State Presidents
Office Available
Floral Room Available
Registration Open
Credentials Open
Educational & Commercial Exhibits Open
Board of Directors Meeting
Opening Luncheon
Business Meeting Continues
Seminar A: National Flower Arrangers Workshop, "Behind the Scenes of WAFA – D.C. – Floating on Constitution Lake" with Jim Johnson
Seminar B: Murphy Farms Organic Gardening
Cocktail Reception-Cash Bar
Design Banquet

Saturday, May 3

7:30 AM – 9:00 AM
9 AM
9 AM
9 AM – Noon & 2:15 PM – 5 PM
9 AM – Noon & 2:15 PM – 5 PM
9:00 AM – 5:00 PM
9 AM – 11:45 AM
Noon – 2:00 PM
2:15 PM– 3:15 PM
3:20 PM – 5:15 PM
3:20 PM – 4:15 PM

4:15 PM – 5:15 PM

5 PM
6 PM – 7 PM
7 PM
7 PM – Midnight

8 Regional Breakfasts
Office Available
Storage Area Available
Registration Open
Credentials Open
Educational & Commercial Exhibits Open
General Session Convenes
Awards of Excellence Luncheon
Final Business Session
Seminar C: Parliamentary Procedure/Joan Corbisiero, PRP
Seminar D: Wings & Fauna Over Oklahoma & Beyond, with Oklahoma Wildlife Conservation Director Mark Howery
Seminar E: Oklahoma City Memorial Survivor Tree, with OK Department of Agriculture Urban Forestry Coordinator, Mark Bayes
Awards Program Rehearsal/Banquet Room
Cocktail Reception - Cash Bar
Awards Banquet & 85th NGC Anniversary Celebration
Educational & Commercial Exhibits Tear Down



Black Gold & Red Earth

National Garden Clubs' 85th Convention
April 30 - May 3, 2014
Norman, Oklahoma

Hotel Information

Embassy Suites, Norman Hotel & Conference Center
2501 Conference Drive, Norman, OK 73069
405-364-8040 or 800-992-2694; Use group code: NGC
embassysuitesnorman.com

Hotel is 18 miles from Will Rogers World Airport
Transportation information on Registration Form

Featured Speakers



Life Members' Banquet Thursday, May 1

Who is **Argus Hamilton**, and why is everybody quoting him? Meet the funniest topical comedian in America, the man Robin Williams once called "the Will Rogers of the Baby Boom."

Argus James Hamilton, III, a regular entertainer in the Oklahoma City area where he was raised, is the son, grandson, and great-grandson of Methodist ministers in the south. A proud graduate of the University of Oklahoma and now based in Los Angeles, Argus brings an unusual perspective to the news from Washington and around the country.

"I'm an English Monarchist and a Southern Secessionist," Argus says. "Let's see Rush Limbaugh get to the right of that!"

Argus performs at corporate, political, and charity events around the country. When he's in Los Angeles, he can be seen working out the latest material nightly at The Comedy Store, in Hollywood.

You can read Argus Hamilton's outrageously funny humor column on the Internet six days a week at: <http://www.argushamilton>

The Life Members' Banquet is open to Convention members and guests. Please join us and enjoy Argus!

Opening Luncheon Friday, May 2

Window Box Gardening

Gladys Nokes and Margaret Smith will present a Horticulture Program during the Opening Luncheon. They use their unique comedy and theatre background to present wonderfully entertaining programs. You will never plant a container garden again without remembering this lesson!

Smith 'n Nokes "Uncommon Comedy" Team first took the stage 15 years ago and have been performing together ever since.

Gladys Geis-Nokes and Margaret Geis-Smith were both born and reared in Cherokee, Oklahoma. Their paths were much different as marriages, family, and jobs took them far afield.

Gladys settled in Illinois. She was widowed with two small children, and her life's work was her family and their guidance as a single parent. Always the "humorist" with sparkling eyes, she began appearing at church events and soon began booking gatherings as a special "character" designed for each event. Eventually, she remarried and returned to her roots in Oklahoma where she teamed up with her cousin, Margaret.



She is an accomplished hammer dulcimer and auto harp artist and loves to "study people."

Margaret always knew she wanted to be an entertainer. Her early years were spent in Radio and Television in Dodge City, Kansas. Upon returning to Oklahoma, her love of live theatre resulted in formation of the Selenite Players Community Theatre. She continues to do voice over and on-camera work throughout the state, as well as participate in the music program at her local church.

"To hear laughter and see smiles is the true joy of what we do. It is a blessing to be able to perform together and we look forward to each and every time we take the stage."

Theme-inspired comedy, drama and music are the trademarks of this duo.

Design Banquet Friday, May 2

Jim Johnson, AAF, AIFD, TMFA, is a Distinguished Lecturer Emeritus in the Department of Horticultural Sciences at Texas A&M University. He is also the Director Emeritus of the Benz School of Floral Design and the Benz Gallery of Floral Art. Mr. Johnson, an Indiana florist for 14 years prior to coming to Texas A&M, in 1975, taught all advanced floral design courses and served as advisor to SAIFD, the student floral design club. He was also a member of the Graduate Faculty. He has taught classes and given keynote design presentations throughout the U.S., and in Canada, Germany, Holland, Korea, Mexico, and Argentina. He is co-author of the Texas Design Seminar, an accredited design program developed in conjunction with Texas Garden Clubs, Inc. for Flower



Show Judges. He has authored five of twelve courses in the nationally acclaimed Professional Certified Florist program, and he is co-author of *Flowers: Creative Design*, the definitive book on floral design in the United States. Johnson has received many awards, including the Texas A&M Distinguished Faculty Achievement Award in Teaching, the Texas A&M College of Agriculture Honor Professor Award, the 2000 Frances Jones Poetker Award, given by the American Horticulture Society, and the AIFD Award for Distinguished Service to the Floral Industry.

In 2008, Jim was designated a National Honorary Member of National Garden Clubs, Inc. He is currently President of the Texas Floral Endowment.

Mr. Johnson, and his successor at Texas A&M University, Bill McKinley, co-presented a hands-on workshop for WAFA, in Washington, D.C., during which 90 international floral designers from 33 countries made designs to float on water. A flotilla of designs was launched on Constitution Lake between the Lincoln and Washington Memorials.

Seminars

Seminar A:

Friday, May 2, 3:40 PM – 5:15 PM

Behind the Scenes of WAFA – D.C. Floating on Constitution Lake

The National Flower Arrangers is delighted to present **Jim Johnson's** PowerPoint presentation. Get a bird's-eye view of what is involved in the making of a spectacular floral event. The ins and outs of working in Washington, D.C. and the use of water to display floral designs.



Jim Johnson

Seminar B: Friday, May 2, 3:40 PM – 5:15 PM

Murphy Farms Organic Gardening

We are thrilled to have **Elisabeth Murphy** and her daughters come to our convention and talk about their garden. They have quite a following with standing-room-only lines at farmers' markets each summer.

Elisabeth Murphy has been farming full-time for over seven years. She retired



Elisabeth Murphy and her two daughters

from Baylor Medical Center after 17 years of service as a Physician Assistant with surgical specialty. In 2006, she decided to buy a farm and move from the rush of Dallas, Texas, to Oklahoma and begin her adventure as a farmer with her two daughters, Myiul and Mina.

According to Elisabeth, "I decided to start an orchard with 300 peach and apple trees and a small garden. It blossomed to over 1,800 peach trees, five acres of vegetables, and three greenhouses, where we grow hydroponic lettuce, fish and vegetables. I ran the farm with just the two girls and we were nicknamed 'three-girls farmin' by our neighbors."



Joan H. Corbisiero

Seminar C: Saturday, May 2, 3:20 PM – 5:15 PM

Nominations and Elections

Joan H. Corbisiero, PRP, National

Garden Clubs' Parliamentarian since 2007, has been a regular presenter of parliamentary workshops at NGC conventions. Joan discovered the parliamentary world after a lifetime of activity in not-for-profit organizations, sparked primarily by her passion for horticulture. She is currently a member of three local parliamentary units or chapters in New York; is President of the Parliamentarians of Greater NY, a unit of NAP; and is a frequent educator at parliamentary seminars.



Mark Bayes



Mark Howery

Seminar D: Saturday, May 2, 3:20 PM – 4:15 PM

*Wings & Fauna Over
Oklahoma & Beyond*

Mark Howery is a wildlife biologist and director of the Oklahoma Department of Wildlife Conservation. He has an undergraduate degree in Zoology from the University of Oklahoma and a Masters Degree from The University of Southern Florida, in Tampa. Mark is a member of Audubon Society, a member of the American Ornithological Union and also serves as a National Committee Chairman for American Begonia Society.

Mark's Seminar will highlight native flowers and plants that attract birds to Oklahoma.

Seminar E: Saturday, May 2, 4:15 PM – 5:15 PM

*Oklahoma City
Memorial Survivor Tree*

Mark Bayes, Oklahoma Department of Agriculture Urban Forestry Coordinator, will share a very powerful eleven-minute video that talks about the spiritual meaning of the Survivor Tree, with interviews of victims' families, survivors and people visiting the Memorial.

Mark has been with Oklahoma Forestry Services for 22 years, where he has been helping communities and individuals across the state appreciate the value, benefits and services trees provide. He helps Oklahoma solve tough environmental issues through proper tree planting and maintenance programs.

Since the spring of 1996, Mark and others within Forestry Services and the tree-care industry, have been directly involved with Oklahoma City Memorial Foundation and the recovery efforts centering on improving the health of the Survivor Tree. This native American elm was less than a hundred yards from where the bomb was detonated and is the closest living tree that took the full force of the bomb.

Mark's favorite quote: *The best time to plant a tree was twenty years ago. The second best time is now.*

National Garden Clubs, Inc. 85th Annual Convention

May 1-3, 2014

Norman, Oklahoma

Embassy Suites – Norman Hotel & Conference Center

2501 Conference Drive, Norman, OK 73069

You must contact the hotel directly to make your room reservation

Visit embassysuites.com or call 405-364-8040

or 800-Embassy – use group code of NGC

Room Rate: \$135

Registration Form

DEADLINE: March 29, 2014

Please type or PRINT ALL information

Last Name: _____ First Name: _____

Name for Badge: _____

Address: _____

City: _____ State: _____ Zip: _____ Country: _____

Phone: _____ E-mail: _____

State Garden Club: _____ Region: _____

Please check if we can e-mail your acknowledgement. *Be sure to give your e-mail address above.*

Please check the appropriate designations for 2013-2015

NGC Elected Officer _____ NGC Appointed Officer _____ NGC Board Member _____

Regional Director _____ State President _____ International Affiliate _____

Spouse _____ Guest _____

NGC Life Member _____ New NGC Life Member since 2013 _____

Registration Fee Required for ALL functions, including Tours

Full-time attendees, Spouse/Guest for more than one event \$40 _____

Oklahoma Garden Club attendees \$10 _____

Spouse/Guest for Only one Event \$10 _____

Meals

Package Plan with four meals \$226 _____

(Includes Regional Breakfast, Opening and Awards Luncheons, Design and Awards Banquets)

Part-Time Registration Meal Events:

April 30 – Finance, Organization Study Committee \$35 _____

May 1 – Exec. Committee & Flower Show Committee Lunch \$35 _____

May 1 – Life Members Banquet \$60 _____

May 2 – Regional Directors & State Presidents Breakfast \$25 _____

May 2 – Opening Luncheon \$50 _____

May 2 – Design Banquet \$65 _____

May 3 – Region Breakfast \$25 _____

May 3 – Awards of Excellence Luncheon \$35 _____

May 3 – Awards Banquet \$65 _____

Tours Space is Limited to 50 per bus

April 30: Tour A: 8AM – 4PM Historic Guthrie (Lunch included) \$75 _____

April 30: Tour B: 8AM – Noon National Weather Station (Lunch included) \$55 _____

April 30: Tour C: 1PM – 4PM Sam Noble Natural History Museum, Norman \$50 _____

May 1: Tour D: 8AM – 4PM Governor's Mansion Gardens & Bricktown, OKC \$50 _____

May 1: Tour E: 8AM – Noon Red Earth Museum, Native American Dancer \$50 _____

May 1: Tour F: 1PM – 4PM Sam Noble Natural History Museum, Norman \$50 _____

Guest/Spouse Tours

May 2:	Tour G: 8AM – 4PM (Lunch included)	Myriad Gardens, Crystal Bridge, OK City Nat. Memorial	\$70 _____
May 2:	Tour H: 8AM – 4PM (Lunch included)	National Western Heritage Museum, OKC,	\$76 _____
May 3:	Tour I: 8AM – 4PM (All Fees & Lunch)	Nine Holes, Cedar Valley Golf Club, Guthrie	\$120 _____
	Late Fee After March 29, 2014		\$50 _____
	Total Registration and Meals		\$ _____
	Total Tours Fees		\$ _____
	TOTAL AMOUNT DUE		\$ _____

Make Checks Payable to: **NGC 2014 Convention**

Mail Registration Form to: **Bettie Cooper, 4819 W. Caddo, Marlow, OK 73055-5087**
580-658-5350 — Fax: 580-658-2440 — bettiec@wichitaonline.net

You may also register online at www.gardenclub.org using your Visa or MasterCard

International Affiliates – for questions please contact:

Idalia Aguilar, idaliaaguilar@hotmail.com or

Kathye Malcom, kathye.malcom47@gmail.com

You must contact the hotel directly to make your room reservation

Visit: embassysuites.com or call: **405-364-8040**

or **800-Embassy** – use group code of **NGC**

Room Rate: \$135

No Walk-Ins Will Be Accepted – No Registrations Will Be Accepted by Phone or e-mail.

No Refunds after March 29

NOTE: Please indicate any dietary restrictions due to allergies, or for medical reasons

Transportation From Airport

Note: There is no hotel shuttle.

Transportation for NGC, Inc. from Will Rogers Airport,
in Oklahoma City, to Embassy Suites, Norman

Airport Express – 405-681-3311

1 person \$38; 2 persons \$40; 3+ people \$14 each

Independent Cab – 405-603-4222

A-1 Taxi – 405-321-3111

Yellow Cab – 405-232-6161

Castle Cab – 405-595-5999

1 person \$40; 2 persons \$45; 3+ people \$50; Each additional person \$1 each

*The door was shut, as doors should be, Before you went to bed last night;
Yet Jack Frost has got in, you see, And left your window silver white.
He must have waited till you slept; And not a single word he spoke,
But pencilled o'er the panes and crept Away again before you woke...
He paints them on the window-pane, In fairy lines with frozen steam;
And when you wake you see again The lovely things you saw in dream.
~Gabriel Setoun, Jack Frost, 1920*

NGC + Crown Bees = More Buzz for Bees and Clubs

NGC's partnership with Crown Bees, an education and pollination company located in Washington State, is buzzing right along thanks to you! Several states have joined NGC's BeeGAP (Gardeners Adding Pollinators) Program and have provided their Bee,

Pollinator, Wildlife or NGC Special Projects Chairman's contact information so late-breaking bee news can be shared with their states. Also, NGC members are ready to serve on NGC's BeeGAP Speakers Bureau, with Ohio's Pat Rupiper being our very first volunteer. *Thank you!* The BeeGAP Speakers Bureau provides NGC an opportunity to educate our clubs, communities, and schoolchildren about the benefits of native bees and garden club membership.

Club Discounts and Fundraisers

The generous folks at Crown Bees are helping us **Make a World of Difference** for our native bees by providing us with:

- ~ 30% discounts on bee-safe products, great for your plant sales and other fundraisers.
- ~ NGC BeeGAP Speakers Bureau PowerPoint presentation with handouts.
- ~ Product Coupon offer for speaking engagements: 5% discount to attendees, 5% rebate to your club, 2% rebate to NGC.
- ~ Bee articles for your own publications.
- ~ Additional 5% NGC affiliate reward for purchases from the NGC website. Use NGCnat code.

Please visit www.crownbees.com, then select "NGC" on the home page to locate



the benefits of this partnership. The previous "sign up" link is no longer needed.

Share the Buzz about Bees — Writers and Bloggers Wanted

Crown Bees also encourages us to spread the word about bees and NGC membership via social media outlets such as

Facebook and Twitter. We're in a new era of networking. To bring everyone into the fold, we must venture into this territory. Crown Bees invites NGC garden writers and bloggers to share their bee stories and photos with this chairman to be featured on Crown Bees' Facebook page or website or in Crown Bees' "Bee-Mail," a monthly e-newsletter filled with bee news. Please sign up for Bee-Mail at www.crownbees.com.

Invite Bees to Your Garden

As you dream and scheme about your gardens this year, think about how your **Choices Matter** to the native bees in your area. The Xerces Society, a nonprofit organization that protects wildlife through the conservation of invertebrates and their habitats, offers the following advice for **attracting bees to your garden**:

Don't use pesticides. Most pesticides are nonselective. If you must use a pesticide, start with the least toxic one and follow the instructions. Use at dusk when bees don't generally fly.

Use local native plants. Research shows native plants are four times more attractive to native bees than exotic flowers. In gardens, heirloom varieties of herbs and perennials



can also provide good foraging. The Pollinator Conservation Resource Center at www.xerces.org lists native plants by region that native bees prefer.

Choose several colors of flowers. Blue, purple, violet, white, and yellow are especially attractive to bees.

Plant flowers in clumps. Flowers clustered into clumps of one species will attract more pollinators than individual plants scattered throughout your garden. Where space allows, create a clump four feet or more in diameter.

Include flowers of different shapes. There are 4000 different native bee species in North America. It's important to provide a variety of flower shapes so more bees can benefit.

Have a diversity of plants flowering all season. Most bee species are generalists, feeding on a range of plants through their life cycle. By having several plant species flowering at once, and a sequence of plants flowering through spring, summer, and fall, you can support a variety of bee species that fly at different times of the year.

Plant where bees will visit. Bees favor sunny spots over shade and need some shelter from strong winds.

Provide an appropriate bee habitat. Leave a small brush pile filled with leaves for bees to make a home in. Leave patches of exposed dirt for ground-dwelling bees. Use Crown Bees bee-safe houses, tubes, and/or reeds to raise Mason Bees and leafcutter bees in your garden.

Crown Bees is generously providing us with the necessary knowledge and resources to **Make a World of Difference** for our native bees, knowing our **Choices Matter** to ensure we are able to put food on our tables tomorrow. Please join the NGC BeeGAP program at www.crownbees.com, add Mason Bees to your garden, and establish native bee habitats to close the gap created by the decline of the honey bee. *Thank you for participating!*

—Debbie Skow, NGC Native Bees/BeeGAP/
Crown Bees Partnership Chairman,
d.sk.1159@gmail.com

Central Atlantic Tour

May 23-May 31, 2014

Travel to Washington, D.C. to see the late spring blooms. Tour Civil War sights at Gettysburg, PA, also in Virginia, Maryland, and Kentucky. Visit The Naval Academy in Annapolis. Travel to the Atlantic Ocean over the Chesapeake Bay Bridge and through the Bay Tunnel to Richmond and Natural Bridge, VA. Travel via Motor Coach with experienced tour guide. Leave Poplar Bluff, MO, the morning of 23 May; return to Poplar Bluff the evening of 31 May. Telephone: Meg LaPlante, Wilby Travel, 3190 Hwy O, Williamsville, MO 63967; 573-776-1401; email: meglaplante@msinternet.net



Lavender 'SuperBlue'

Lavandula angustifolia 'SuperBlue' is an English lavender with excellent winter hardiness and thrives in the landscape. Free-flowering in the heat and humidity. Excellent garden performance with pleasant scent.

How to Grow

Plant in full sun with well-drained soil for best results. Water adequately to establish plants, then only as needed. Avoid pruning after late summer until new growth begins the following spring. Cut back heavily (to about 6 inches) every 2 or 3 years to keep plants from getting straggly.

—National Garden Bureau

Gardening Study School Notes

The GSS Committee is beginning a curriculum review of the *GSS Handbook*. During the next two years suggestions and revisions will be made for updating the *Handbook*.

Presently, the *GSS Handbook* allows ONE subject to be an open book option per course. Local or State Chairmen can decide if they want to give the open book option or not, BUT the specific exam (open book) is stated in the *Handbook*.

Only the subjects listed below can be tested as open book. All other subjects are not open book.

Course I – Basic Botany for Gardeners – Tested Subject – Open book test option

Course II – Understanding Plant Disease and Garden Pests – Tested Subject – Open book test option

Course III – Factors that Influence Plant Growth – Tested Subject – Open book test option

Course IV – The *Handbook* does not state anything as open book test option.

Thinking and Planting Outside of the Box

The plant market is full of new and exciting plants and hybrids to try in our gardens. Some of these plants are successful growers and others might be considered one-year wonders. Many older friends who are downsizing, and younger friends who are living in apartments or condos, do not have the space to grow and try many of the newer available plants on the market.

Thompson and Morgan has begun to market, in Europe, a grafted tomato and potato plant that they call the

TomTato™. This idea is not completely new. Gardeners in North America have tried grafting a tomato plant and potato plants in the past with limited success. To graft the two plants together the tomato plant becomes the top section of the graft and the lower section, the rooted section, is the potato plant. Since tomatoes and potatoes belong to the same plant family, the Solanacea, it is easier to graft these two plants together. Thompson and Morgan's TomTato™ combines a cherry tomato (*Solanum lycopersicum*) with a potato (*Solanum tuberosum*) and the company claims that it is possible to harvest up to 500 cherry tomatoes from one of these fast-growing plants! After the tomatoes have finished you can then dig out the potatoes.

The idea of growing a grafted tomato/potato plant in one pot is exciting, space saving, and economical and great for small apartments or condominiums. It would be a great challenge to grow one of these plants on my patio next summer. To learn more about the TomTato™ go to the Thompson and Morgan website (www.thompson-morgan.com).

—Catherine Felton, GSS Vice Chairman





Think Globally; Act Locally

Placed with the task of compiling instructors and subject matter for the NGC Environmental Studies School, we knew that we wanted to focus on issues that were pertinent to our environment—the coastal wetlands of Louisiana—yet we wanted to attract students from other areas. Would the subject matter be interesting to enrollees from northern Louisiana—from Texas—from Tennessee—from Florida? What if we had a student from Colorado? Or, were we wearing blinders and suffering tunnel vision?

The environmental issues that have impacted heavily on our region during the past ten years were Hurricane Katrina—followed by Rita, Gustav, Ike, and Isaac—the BP oil spill that flowed crude oil onto our shores, the persistent subsidence of the coastal soils, industrial pollution of our air and water, the dead zones in the Gulf of Mexico. All of these calamities could be viewed as local matters.

Wait a minute! Consider these facts:

- Southern Louisiana ("America's WETLAND") is home to more than 70 rare, threatened and endangered animal and plant species and is America's largest wintering habitat for migratory waterfowl and songbirds;
- 95% of all marine life in the Gulf spends all or part of its life cycle in these coastal wetlands;
- The Southern Louisiana wetlands are the heart of America's Energy Coast, a place that fuels the nation and staves off

**100%
Stainless Steel
Plant Markers**

*Made in the U.S.A.
for gardeners by gardeners.*

**GARDENS
KINCAID**

www.KincaidGardens.com
816-324-4931
info1@kincaidgardens.com

foreign dominance of our national energy needs;

- The off-shore islands and the extensive wetlands act as a buffer zone protecting the infrastructure and cities (e.g., New Orleans) of the state and helps preserve the Creole and Cajun cultures; and
- It's our home either by birth or by choice!

Nope, our challenge is to get the students to Think Globally; Act Locally.

—**Joe and Cindy Baucum, Co-Chairmen, LGCF ESS, Series III Barataria, Louisiana;** theanchorage@att.net

There is nothing in the world more beautiful than the forest clothed to its very hollows in snow. It is the still ecstasy of nature, wherein every spray, every blade of grass, every spire of reed, every intricacy of twig, is clad with radiance.

~William Sharp

Flower Show Schools

*The woods are lovely, dark and deep, but I
have promises to keep, and miles to go before
I sleep, and miles to go before I sleep.*

~Stopping by Woods on a Snowy Evening
by Robert Frost



ot mail? Electronic mail, that is. In this age of e-mail, texting, and cell-phones, we have lots of choices for ways to communicate. Where does efficiency stop and etiquette begin? It is not uncommon for judges to receive invitations to judge shows via e-mail and to respond in like manner. More and more frequently, judges are receiving tentative flower show schedules via attachments. Instructors regularly send their materials via attachments to the chairman in advance of a school for electronic distribution to the students to study prior to attending class.

Previously, books were the primary means to research names and information about horticulture specimens. Now, within seconds, at the entry table or even on the floor of the show, detailed information, including pictures, can be found via smart phones, iPads and small, lightweight computers or Tablets. It has been suggested that design exhibitors make their cell phone numbers available so that, if an emergency arises, they can be contacted to return and rectify the situation prior to the start of judging. Some question if these are acceptable practices.

At a recent meeting, the FSSC endorsed these practices and the use of the internet for the efficient flow of information, concluding that, certainly, we should take advantage of these tools. However, they agreed that, in certain instances, nothing can take the place of a handwritten note that is mailed "the old-fashioned way."

Sending out a tentative schedule electronically for exhibitors and judges to preview is fine, but a hard copy of the final version must be made available to the judges prior to the show being judged.

Student Judges who have judged the show must have a printed copy of the schedule signed by the Chairman. Also, there is still a need to have printed schedules available to be sent along with applications for awards and for distribution to the viewing public.

Consideration must be made for the people who do not, or choose not to, have access to the internet. Other arrangements must be made for sending the information to them. The FSSC feels that using what is available to us is the smart thing to do, saving time, materials, and postage, but that we must use these tools appropriately.

■ **Question:** I am writing the schedule for our club's flower show and want to have a section of tables, but also want to require that only fresh plant material be used. Can we still offer a Table Artistry Award?

Response: No. See *Handbook* P. 48, 6. C. Schedule is not permitted to specify type of plant material (when the Table Artistry Award is offered). However, the Tricolor award could be offered to the section.

■ **Question:** Our schedule includes both Panel Designs and Armature Form Designs in a section eligible for the Tricolor Award. Is this doable?

Response: Because the Tricolor Award restricts the design to all fresh plant material, it limits the designer to fresh and/or manufactured materials with which to create the panel or armature form. Offering the Designers Choice Award to designs of this type allows the exhibitor more options. Although "doable," it is not recommended.

■ **Question:** This is my first time for writing our club's flower show schedule. How do I know which design types are best?

Response: *HB* P. 196. Consider the level of ability and experience of your group. You aren't required to specify a specific design type, only that it be traditional, creative, or freestyle. Allow the title of the class and theme of the show to suggest to the exhibitor which type of design would be the most appropriate.

■ **Question:** Is a design using all white flowers considered a monochromatic design?

Response: HB P. 338. Monochromatic color harmony. *Color selection is of a single hue and combined with variations in value and intensity.* White is not a color (hue) it is neutral—having absence of color, along with gray and black. Even if one gets into the creams—they are actually variations of yellow, not white. So, the answer is, "No."

■ **Question:** At least how many kinds of plants should any combination planting include?

Response: The *HB* does not define, but with regards to achieving interest and balance, the FSSC recommends using a minimum of three different plants.

■ **Question:** When both NGC Top Exhibitor Awards and local club awards are offered, are all exhibits still eligible for the Division Horticulture Top Exhibitor Award?

Response: *HB* P. 42. Yes, as long as the basic requirements for the Division Award are met, all exhibits are eligible. Confusion comes with the first statement under II A 4. FSSC suggests that the intent of the statement can be clarified by inserting the word "Section" at the beginning of the third line: *There must be...in order to offer a Section Horticulture Top Exhibitor Award.*

Due to lack of availability, the Hessayon Horticulture Books have been removed from the FSS Required Reading List and placed on the FSS Recommended Reading List. Change the *Handbook for Flower Shows*, P. 238, I.B.1 to read: *In Horticulture and Design, final questions are devoted to information found in the books on the Required Reading List and/or Handbook Glossary and together must have a value of 10 points.*

—Dorothy Yard, NGC FSS Chairman

Snowflakes are one of nature's most fragile things, but just look what they do when they stick together.

~Verna M. Kelly

Escuela de Exposiciones de Flores

The woods are lovely, dark and deep, but I have promises to keep, and miles to go before I sleep, and miles to go before I sleep.

~Stopping by Woods on a Snowy Evening
by Robert Frost

Tienes mail? Es decir, correo electrónico. En esta era del e-mail, mensajes, y teléfonos celulares, podemos elegir la manera de comunicarnos. Pero ¿adónde se cruza la delgada línea entre la eficiencia y las buenas costumbres? Es común que los jueces reciban invitaciones a juzgar exposiciones por medio del correo electrónico, y que respondan de la misma manera. Con más y más frecuencia, los jueces reciben borradores de programas como adjuntos. Los instructores regularmente envían su material por correo electrónico a los directores de las escuelas antes de un curso o simposio, para ser distribuido también electrónicamente a los estudiantes, permitiendo el estudio anticipado.

Anteriormente, los libros eran consultados para buscar los nombres e información de los especímenes de horticultura. Ahora, en segundos, en la mesa de recepción o hasta en el salón mismo de exposición, se accede a información detallada, incluyendo fotos desde los Smart phones, iPads, computadoras pequeñas y liviana o Tablets. He recibido la sugerencia que los diseñadores dejen su número de celular para poder contactarlos ante una emergencia, para que vuelvan a rectificar alguna situación antes de que se empiece a juzgar. Algunos se preguntan si esto es aceptable.

En un reunión reciente de la EEF NGC hubo acuerdo con las prácticas y el uso de internet para acceder al flujo de información, se reconoció que era importante hacer uso de estas herramientas. Sin embargo, se convino que en ciertas circunstancias, nada

puede suplantar una nota escrita a mano enviada por correo "como se hacía antes." Enviar un programa por email a los expositores y jueces de antemano está bien, pero se le debe entregar una copia de la versión final a los jueces antes de juzgar la exposición. Los Jueces Estudiantes que han juzgado la exposición deben tener una copia impresa del programa, firmado por el Director. Además, todavía existe la necesidad de tener programas impresos para enviar junto con la solicitud de premios y para distribución entre el público.

Se debe tomar en consideración a los que no tienen o no eligen tener acceso a internet. Deben recibir la información de otra manera. El Comité EEF NGC sabe que utilizar lo que nos está disponible es lo más inteligente, ya que nos ahorra tiempo, materiales, y franqueo – pero debemos utilizar estas herramientas de forma apropiada.

■ **Pregunta:** Estoy redactando un programa para la exposición de nuestro club, y quiero agregar una sección de mesas, y también quiero estipular que se use solamente material vegetal fresco. ¿Podemos ofrecer el Premio de Mesas?

Respuesta: No. Ver MEF pag. 42 6.c. El programa no puede especificar el tipo de material vegetal (cuando se ofrece el Premio de Mesas). Sin embargo, se puede ofrecer el Premio Tricolor en esta sección.

■ **Pregunta:** Nuestro programa incluye Diseños Panel y Diseños Forma Estructurada en una sección que ofrece el Premio Tricolor. ¿Se puede?

Respuesta: Dado que el Premio Tricolor requiere que el diseño sea todo de material fresco, esto limita al diseñador a que utilice solamente material fresco y/o manufacturado para crear el panel o forma estructurada. El diseñador tiene más opciones si se ofrece el Premio Elección de Diseñador para estos tipos de diseño. Aunque se puede, no es recomendable.

■ **Pregunta:** Es la primera vez que redacto

un programa para la exposición de mi club. ¿Cómo sé cuáles son los mejores tipos de diseño?

Respuesta: MEF pag 167/8. Considere el nivel de habilidad y experiencia de su grupo. No es requisito que especifique un tipo de diseño, pero sí que sea tradicional, creativo, o estilo libre. Permite que el título de la clase y tema de la exposición sugiera al expositor qué tipo de diseño sería el más apropiado.

■ **Pregunta:** ¿Es un diseño de todas flores blancas considerado un diseño monocromático?

Respuesta: MEF 285. Armonía de color monocromático. *La selección del color de un solo matiz, combinado con sus variaciones de valor e intensidad.* El blanco no es un color, es neutral – ausencia de color, como el gris y el negro. Aunque se usen los cremas – ellos en realidad son variaciones del amarillo, no blanco. Por lo tanto, la respuesta es "No".

■ **Pregunta:** ¿Cuántos tipos de plantas deberían tener las plantaciones combinadas?

Respuesta: El Manual no lo especifica, pero para poder obtener un buen balance e interés, el comité EEF recomienda utilizar un mínimo de tres plantas diferentes.

■ **Pregunta:** En una exposición, cuando se ofrecen los Premios Mayores al Expositor de NGC y también los premios locales, ¿todas las exhibiciones pueden optar por el Premio Mayor de División de Horticultura?

Respuesta: MEF Pág. 36. Si, siempre que se cumpla con los requisitos básicos del Premio de División, todas las exhibiciones optan por este premio. La confusión se origina en la primera oración de II.A.4. El Comité EEF sugiere que la intención de la oración se aclara al agregar la palabra "sección": *Debe haber ... para poder ofrecer un Premio Mayor al Expositor de Sección en Horticultura.*

Dado la faltante de los libros de Hessayon

de Horticultura, estos ya no están en la Lista de Lectura Requerida de la EEF, y pasan a la lista de recomendaciones. Cambie MEF pág. 205 I.B.1. así: *Tanto en Horticultura como en Diseño, la pregunta final se refiere a información proveniente de los libros de la lista de Lectura Requerida y/o Glosario de Horticultura y las distintas partes de la pregunta tienen un valor sumado de 10 puntos.*

—Dorothy Yard, NGC FSS Chairman

International Affiliates

Flowers Dance in Colombia

In August, NGC President Linda Nelson attended the XXXIII National Standard Advanced Flower Show, *When the Harps Sound, the Flowers Dance*, in Villavicencio, Colombia. Chairmen Consuelo Sarmiento, Milma Garcia, and the sixteen members of the Villavicencio Garden Club, diligently worked in planning what is known to be the largest flower show in Latin America. The twenty garden clubs of Colombia participate and take turns in presenting this event every two years, and it is hosted together with government authorities, at Villavicencio; the garden club and the Meta Department gave a perfect example of team work.

The President and Vice President of the Association of Garden Clubs Corporations of Colombia, Yolanda Rey de Colmenares and Santiago Cabrera, together with Paula Mora, Judges Council President, welcomed President Linda Nelson and COMAAI Chairman Sara Lambarri and Sylvia Wray, International FSS Chairman, as special guests. Public park "Las Malocas" was the setting for the flower show—a modern equestrian sport facility that also features an authentic environment of the old "llanos" (prairies) of Colombia—a historical town, with its plaza and a landscape of palm-roofed outdoor rooms, called "Malocas," and


a farm-style home, or "Hato," with stables, gardens, and a chapel. A total of 350 Horticulture and Design entries were staged, including multiple educational exhibits focusing on conservation. As a special gift to the park, each club planted a small garden; the entrance featured a collection of blue butterflies, having the theme *Butterflies also Dance with the Sounds of the Harp*. President Nelson joined the Colombian Judges, and twenty-nine International Judges, from United States, Mexico, Honduras, Venezuela, Peru, Ecuador, Chile, and Argentina, and judged during two days the magnificent flower show.

However, it was not all work: evenings were a delight, with banquets and live music to which our international members sang and danced; in addition, musical shows of the "Joropo," the dance of the llanos, were presented. During the opening ceremonies at the elegant La Voragine Theater, a special recognition was given to NGC Instructor Emilia Luna for twenty-five years of service. President Nelson and her International Liaison were likewise honored with exquisite gold pins with the emblem of the Association of Garden Clubs Corporations of Colombia. Linda Nelson offered Presidential Citations for she clearly observed how the International Affiliates benefit their communities in promoting the NGC objectives; she kindly thanked the twenty Garden Clubs of Colombia for they are truly making a world of difference! Muchas gracias Colombia—por tan bellos recuerdos de Villavicencio!

—Idalia Aguilar, NGC IA Schools Liaison

*Winter Trees
All the complicated details
of the attiring and
the disattiring are completed!
A liquid moon
moves gently among
the long branches.
Thus having prepared their buds
against a sure winter
the wise trees
stand sleeping in the cold.
~William Carlos Williams*

NABA's Butterfly Garden Certification Program

 butterfly garden supplies food and shelter for all stages of a butterfly's life. Providing larval plants for caterpillars, nectar plants for a variety of adult butterflies and half-a-day's worth of sun are the basic elements of a butterfly garden.

As part of their butterfly garden and habitat program, the North American Butterfly Association (NABA) has developed a

Butterfly Garden Certification program. When you certify your butterfly garden with NABA you demonstrate your commitment to promoting habitat for butterflies as well as other pollinators. In the five years since its inception,

NABA's Butterfly Garden Certification program has attracted more than 900 people interested in increasing habitat for butterflies. Posting an NABA butterfly garden certification sign, as depicted in the photo, helps to open conversations about the importance of butterfly habitat and increases public awareness about the needs of butterflies.

To join NABA's Butterfly Garden Certification program, you need to meet the following requirements:

- Caterpillars require specific host plants for growth. A minimum of three different caterpillar food plants native to your location must be grown, preferably more than one plant of each selected species.

- Butterflies require nectar for energy and reproduction. At least three different native butterfly nectar sources must be grown, preferably more than one plant of each selected species.

- Management of butterfly gardens/habitats is similar to practices used for general gardening. Good management of your garden/habitat will improve the quality of the soil, air and habitat for butterflies, as well as other wildlife. Mulching around garden plants to conserve moisture and decrease erosion; eliminating pesticides/herbicides, since the use of pesticides can kill butterflies as well as other important pollinators; water conservation techniques; choosing plant species native to your location; and eliminating invasive plant species, are all garden/habitat management techniques that improve the



likelihood that your garden will thrive and provide an inviting butterfly habitat. NOTE: Reporting of your garden/habitat management methods is optional for certification.

Visit NABA's website at www.naba.org to download the Butterfly Garden Certification application or apply for garden certification online. A certification fee of \$15 is required for each individual garden, \$25 for an institution garden. Upon completion, you will receive a NABA Butterfly Garden and Habitat

Certificate (suitable for framing) along with the most recent issue of NABA's publication, *Butterfly Gardener*. Once certified, the outdoor Certified Butterfly Garden sign is optional for \$25 and is available only to those applying for garden certification. NABA butterfly garden certification is valid for five years.

NABA encourages everyone to plant a garden that will enrich the native habitat for butterflies and other important pollinators. No matter how small your location, it can help provide important butterfly habitat. By starting out with a few basic butterfly garden plants, everyone can certify a butterfly garden irregardless of where they live or how much garden space they have. It is that easy!

—Julie A. West, NGC NABA Liaison and 4-Star Member

'One-Stop Shop' For Climate Change Info

Farmers and gardeners have a new place to learn about dealing with climate change, and how to be part of the solution.

The website, climatechange.cornell.edu, is a one-stop shop for everything climate change, says David Wolfe, faculty fellow at Cornell University's Atkinson Center for a Sustainable Future and chair of the center's Climate Change Task Force.

"The Northeast is already feeling the effects of climate change," notes Wolfe. "There are so many people at Cornell working on practical solutions to these challenges—from research in agriculture to economics, engineering to social sciences, and Cooperative Extension's work with farmers and communities. Our website will help the public engage with the expertise at Cornell to put these solutions into practice."

At the core of the site is a searchable directory of climate change research and outreach programs at Cornell with summaries, contact information, and links to more information. In addition,

BENT & TWISTED STUDIOS
METAL
FLORAL DESIGN CONTAINERS
BY KEN SWARTZ
CUSTOM SCULPTURES

MADE OF: STEEL, ALUMINUM, BRASS, STAINLESS STEEL, OXIDIZED, VERDIGRAS, SLAG

SIZES: LARGE, MINITURES, CUSTOM SETS

ALSO: OUTDOOR SCULPTURES, MAGNET TURFS, MECHANICS, BACKDROP HOLDERS, EXHIBITION TABLES

KEN SWARTZ PH. 414-288-7822

TOM KINOSHIRO 414-343-1280 WEBSITE MNROR

PLEASE CALL TOM IF YOU ARE HAVING ANY PROBLEMS WITH ORDERING ON THE WEBSITE

BANDTWISTED@GMAIL.COM
 WWW.BENTANDTWISTEDSTUDIOS.COM

issue-specific pages to help farmers, local government officials, youth educators, and others connect with Cornell's research-based resources and tools for reliable information.

"Our ultimate goal is to explain the science of climate change so that everyone can understand how it affects their lives, and can start to make changes," said Allison Chatrchyan, director of Cornell's new Institute for Climate Change and Agriculture.

One of Chatrchyan's favorite features of the site is the frequently updated "What's with the Weather?"

"We relay information from the Northeast Regional Climate Center at Cornell that helps explain recent weather events within the context of climate change," she says. "It's the kind of timely research-based information that you can share around the water cooler when the conversation inevitably turns to weird weather."

Member Services

Member Services Chairman
Barbara Campbell

4401 Magnolia Avenue
St. Louis, MO 63110

Orders only, please: 800-550-6007
E-mail: headquarters@gardenclub.org
You may order by Fax: 314-776-5108
7 days a week, 24 hours a day

"Choices Matter," so make a New Year's Resolution! In the year 2014, shop Member Services at least once, whether through our store or one of our partnerships. Teri will assist you when shopping through NGC Headquarters, and please follow the directions on the web site to shop with our partners. Remember, we all win when you do!

●Partnerships with Patriot Seeds, Gardener's Supply, Brent and Becky's Bulbs, *flower* magazine, and Oasis Floral Products. Information is listed on the NGC homepage under News & Events—click on Shopping Partners and follow the instructions.

●NGC Silk Scarf—We still have both the blue (pictured at right) and green scarves available. The 100% silk georgette scarf contains logos of all states, NGC, and International Affiliates. The scarf measures 22" wide x 67" long and is a great gift idea.

●2014 Vision of Beauty Calendars are still available.

●NGC Official Pins—make great gifts for outgoing and incoming officers.

●Custom Magnetic Name Badges—name, state, title or any combination you create.

●Books—Required books for all courses, plus others for your reading pleasure. A must have for all judges and horticulturists—*Horticulture Exhibiting and Growing*, a supplement to our 2012 *Handbook*. The book is chock full of information and color photos—only \$40. Order in bulk for your Judges' Council.

●Educational Tools—DVDs, study plans and lesson plans

●NGC Award Certificates—Check our online catalog for variety.

●NGC Official Flower Show Ribbons—Available in standard and petite sizes. Ribbons can be customized for your club. Also award stick-on seals and entry cards.



Shop our newest partner—Patriot Seed.

All seeds are 100% GMO free.

Go to www.gardenclub.org, News & Events, Shopping Partners, More Information on Partnerships, and click on the Patriot Seed shopping banner. National Garden Clubs will receive 10% profit from all sales generated through our website.

Judges' Council Membership

Who belongs to your Judges' Council? Of course they must be Garden Club members, and they must be judges, but you can decide if they must be Accredited or if Student Judges are also eligible. *The Handbook* gives you the liberty to determine that.

It is the hope that your students are being given the opportunity to share knowledge of our *Handbook*, with any current changes, and to experience the various techniques used in designing, as well as becoming acclimated to unique horticulture. This is done through membership in your Judges' Council.

Now that there is a change in Student status, allowing the person to count exhibiting credit after completing two courses, why not invite these Student Exhibitors to participate in the activities of your Judges' Council?

It is there that the student can meet people with whom she'll spend her many hours judging flower shows. She will see the results of a designer's creation, and will witness multiple staging possibilities of horticulture.

Records of past Flower Show Schools show that there is a drop-out rate after the second course. If those students are encouraged to continue by being part of a Judges' Council, they and we would benefit by sharing experiences.

Please check with your Judges' Council officers to see if you can include these up-and-coming eager students in your roster. It should be a win-win for all!

—Anne Tiffany, *Judges' Council Chairman*



Winter-Time

*Black are my steps on silver sod;
Thick blows my frosty breath abroad;
And tree and house, and hill and lake,
Are frosted like a wedding cake.*

—Robert Louis Stevenson

Learn To Make Authentic Japanese Flower Arrangements



Ikebana professor Vera Arnold brings 40 years teaching experience to guide you step by step in making eight beautiful arrangements in this high quality, professionally packaged, 72-minute DVD. Discover creative ideas and how to select and position flowers using this ancient art — \$12. **The Ikebana Studio Special: Buy one, get one half off to share with a friend!** Free S/H in U.S. Please make your check or money order payable to Christy Arnold. 1721 N. Daffodil St., Tempe, AZ 85281.

Beekeeping 101

Honey is a natural sweetener, an immunity booster and kitchen staple, but it can be expensive at the store. Add vibrant life to your garden and sweet honey to your kitchen by becoming a backyard beekeeper!

Each hive can produce 60 to 200 pounds of honey a year, and it only takes an initial investment of \$300 to \$500 for the hive (note: this is typically a one-time fee), protective clothing and tools.

DON'T think you need a lot of land. In urban areas, you can put beehives on rooftops or terraces. Honeybees will travel up to three miles from the hive to find nectar and pollen.

DO check with your town hall, local zoning board or city government. Some communities are becoming more tolerant of beekeepers, but others may prohibit beekeeping or limit the number of hives you can have.

DO order beekeeping equipment in fall or winter. It's cheaper to get supplies like beehive boxes and frames unassembled, and then assemble them in the off season so you're ready for spring.

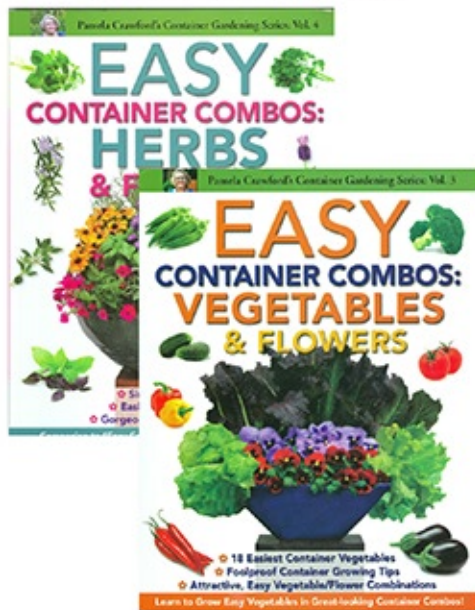
DON'T worry too much about location. Honeybees can be kept just about anywhere. An ideal location would be a well-drained site that's easily accessible to the beekeeper, partially shaded, close to a water source and protected from the wind.

DO your research. Countless books, videos and websites are available to help you get started. You may also find beekeeping courses at local universities or technical colleges.

—www.birdsandblooms.com

Book Reviews

Linda Jean Smith
NGC Book Review Chairman



■ **Easy Container Combos: Vegetables & Flowers**, Pamela Crawford, Canton, GA: Color Garden Publishing, 2010, Large Paperback, 168 pp., ISBN 978-097122209, \$19.95.

■ **Easy Container Combos: Herbs & Flowers**, Pamela Crawford, Canton, GA: Color Garden Publishing, 2011, Large Paperback, 160 pp., ISBN 978-0971222096, \$19.95.

Pamela Crawford is the author of nine gardening books and is considered one of the most accomplished container gardening experts in the country. Her work has been featured in *Better Homes and Gardens*, *Southern Living*, *HGTV Magazine*, *Fine Gardening*, and other publications.

These two books are the third and fourth in Ms. Crawford's *Container Gardening* series. The first two books in the series are *Instant Containers* and *Easy Flowers*, respectively. The *Easy Herbs* and *Easy Vegetables* books both begin by giving you the basics of growing, selecting containers,

and design. There are also sections on plant profiles and characteristics.

These are great books for beginners. There are simple-to-understand instructions on how to create the designs, and the books are laid out in a well-organized and instructive manner. The photographs are wonderful and will certainly inspire design attempts.

The vegetable book offers some great ideas for growing vegetables in a limited space. With the design of the container, she gives cultural information, including lifespan, troubleshooting, and best time to pick. She uses some containers that one might not think of, such as a "party tub," or a tin pot purchased in the kitchen department of a store. If the container is a standard container, she even tells you from what gardening company it was purchased and the catalog number. With the herb book she also gives culinary uses for the herbs.

I found the plant profiles the most useful thing in the books. The information on the plants includes care, water, season, light, zone, pest problems, use, size, color, average life and cautions, if any. These are done succinctly and make it easy to get the information. However, in most cases, Latin names have not been used, which would have been helpful.

I like to add herbs with my vegetables and would have preferred something that included vegetables, herbs and edible flowers. If you are looking for ideas to grow vegetables and herbs in containers for a limited space, the pictures and suggestions in the books will certainly stimulate "the little gray cells."

■ **Landscaping with Fruits and Vegetables** by Fred Hagy, Illustrated by Clare McCanna, New York: The Overlook Press, 2011. Large hardcover, 280 pp., ISBN 978-1585671205, \$45.00.

Fred Hagy is a registered landscape architect, member of The American Institute of Certified Planners and past Department Chair of Horticulture and Landscape Tech-

**Embassy Suites, South San Francisco, CA
Save the dates! Details to be announced in the next
issue of *The National Gardener***

- **Featuring Julia Clevett, Creative Designer from Virginia plus program presentations by Steven Brown, Nancy Calvin, Katsuko Thielke and Sushah Middleton**
- **View over fifty designs in the Gallery**
- **Participate in workshop by Julia Clevett + leaf & flax manipulation workshops**
- **Shop with our special vendors**

For information regarding OFAD charter membership and seminar, contact Membership Chairman Jill Coleman, 951-684-2635 or email bonjil@hotmail.com TODAY!



**LANDSCAPING WITH
FRUITS AND VEGETABLES**



FRED HAGY
ILLUSTRATED BY CLARE MCCANNA



nology at Ulster Community College, in New York. He has also worked as Chief Landscape Architect for Broward County Parks Department, in Florida.

The techniques for landscaping given here would be good for anyone wishing to make some changes in their yard. The first three chapters are landscaping instructions for getting ideas, becoming knowledgeable about your lot, developing a plan, and then the final form. These chapters use illustrations and diagrams to show what an area would look like with different forms. For example, there is a scale drawing of a lot with its house that indicates the plantings and the plan for a new "pedestrian entry" to the house. There are four drawings that show possible ways this could be accomplished. Other ideas for planning use the same technique of illustrations showing the effect of the sun on the plan or working to hide a view. Chapter four is entitled "An Idea Sketchbook." This chapter uses large

often two-page illustrations to show a plan in the different seasons, or using different materials. Some of the pages give you a completed plan with a list of plant material. This chapter also includes the use of containers in the plan.

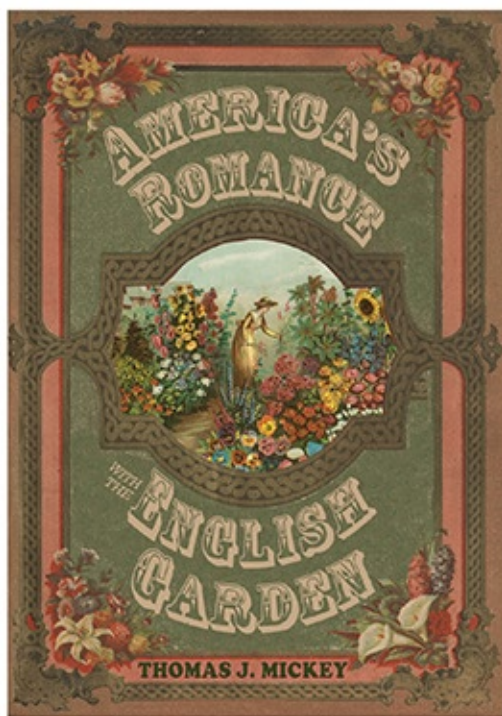
As the book title says, the main portion of this book is on growing fruits and vegetables, with an emphasis on fruits. The best sections in this chapter are the single illustrated pages on each fruit, divided into shade trees, semi-dwarf trees, dwarf trees and large shrubs, garden dwarf trees and medium shrubs, small shrubs, ground covers, hanging baskets, vines, attractive ornamentals for culinary use, vines with edible fruits, and non-edible facer plants. Each page gives you the landscaping value of the plant, seasonal interest, planting guide and comments in bulleted fashion. The last three categories include some herbs, ornamental vegetables and some more common garden plants. There is no mention of citrus, and the book does seem to focus more on the Northeast.

The last part of the book is "Taking Care of the Plants" and includes a very good section on planting and pruning with excellent illustrations which make it very easy to understand. The chapter also gets into pests, and again the illustrations make understanding what to look for easy. The uniqueness of this book is in its incorporation of the fruits and vegetables as regular landscaping features in your yard.

■ ***America's Romance with the English Garden* by Thomas J. Mickey, Ohio University Press, Athens, Ohio, 2013. Paperback, 272 pp., ISBN 13 978-0821420355 \$26.95.**

Author Thomas J. Mickey is Professor Emeritus of Communication Studies at Bridgewater State University, in Massachusetts. He is a graduate of Harvard University's Landscape Institute, a Master Gardener, and garden columnist.

According to Mr. Mickey, "This book tells the story of how mass-marketed seed and



nursery catalogs in the late nineteenth century told us what seeds to use, plants to choose and landscape design ideas to employ. It is the story of how we became English gardeners in America."

The first three chapters, "The British Connection," "The English Garden Influence at Williamsburg," and "Early Wealthy Americans and Their English Landscapes" give us the early English influence on American gardens. Highlights include the start of horticultural societies and how plant choices were often limited by where to get them.

Next comes four chapters focusing on American seed companies and nurseries that sought to answer the gardeners' demands, and the development of the seed catalogs. Mr. Mickey notes that "authors of horticultural literature in nineteenth-century America were often the owners of the seed companies and nurseries. They knew not only what the gardener had to plant

but also how to plant it." These chapters include "A Short History of the Nineteenth-Century Seed and Nursery Industries in America," "Garden Writing from the Seed Companies and Nurseries," "The Impact of Social Changes on the Seed and Nursery Industries," and "Major Themes in the Catalogs."

Chapters eight and nine, "Gardening and the Middle Class" and "The Grandest Rose of the Century," talk about the emerging middle class who had more time for leisure, and how the garden became part of the home landscape, but still reflected the English style. Women were the gardeners and they wanted a garden that looked like the pictures in the seed catalogs. These chapters bring the period up to the mid-1890s when the 'Crimson Rambler' rose was introduced from England and soon was being planted in many gardens.

The final chapter, "Landscape Design According to the Catalogs," goes into the influence the catalogs had over the basic landscape design used in home gardens. Mr. Mickey quotes horticulturist Denise Wiles Adams: "As I studied the gardening practices of different areas of the United States, it became increasingly clear that landscape and garden styles remained fairly consistent and homogenous across the continent."

The book has some lovely color pictures—from flowers to colorful reproductions of original catalog artwork and old sepia pictures. The book is full of information and does look at the history of landscape gardening in America in a new way, through the seed companies and nurserymen and their catalogs.

First Snow

*Snow makes whiteness where it falls
The bushes look like popcorn balls
And places where I always play
Look like somewhere else today
Beautiful feathery flakes of snow
Over the woodland and field they go
Making a blanket so warm and deep
Over the flowers that lie asleep
—Mary Louise Allen*

Making A World Of Difference— Choice Matters

The Forest

There is quiet—no shade—the land is barren and scarred. All trees have been removed, the only thing that is left are stumps. There are deep ravines, only rocks remain, and the earth is bare! Plant-killing chemicals have saturated the bulldozed land. Everything is silent and still; the roads lead nowhere. Is this a preview of what our world will be like in the future?

The decimation of our forests is serious. Deforestation must be monitored and stopped. Unfortunately, the U.S. Forest Service has been clear-cutting millions of acres of our National Forests, which have been sold to international timber corporations.

Tree farms have taken the place of our natural forests. Unfortunately, these farms usually contain one species of trees planted by the thousands, in row after row. This can lead to invasion of pests and disease that can destroy what has been planted.

Natural Resources Defense Council's BioGems (<http://www.savebiogems.org>), reports on "Burning Forests for Energy." This website informs us of an operation of clear-cutting native forests that is used to manufacture wood pellets that are then sent to a utility company in the South to power their plant. The burning of trees for energy ultimately destroys valuable forests and wildlife habitats, along with creating more carbon pollution than coal, gas, and oil.

Tree and forest health affects you whether you live in the country, suburbs or cities. They provide oxygen that we need to breathe and they clean our air by trapping and storing pollutants that include tons of carbon emissions from fossil fuels. Trees provide many of the necessities that we need for everyday life. Unfortunately, our

trees face many other disasters that are not man-made. Extreme weather can cause chaos due to events such as ice and wind storms, droughts, and flood damage. Human development has also taken its toll on our valuable forests.

Invasive trees, shrubs and vines have also affected forest growth. Why has this become a problem? They have displaced some native species, reduced plant diversity, and hybridized with native plants, changing their genetic makeup. They are native colonizing species that may have been held in check by natural resources.

Fortunately, they can be controlled by mechanical and/or chemical methods. Avoid planting species that may be categorized as invasive.

However, all of the above are not the only threats that our forests face. There is talk of "fracking" in our government forests and parks. Environmental groups state that this process is a pollution threat that could negatively affect our forests and possibly our drinking water. During this process, millions of gallons of water are mixed with sand and chemicals then pumped underground with tremendous pressure to shatter shale and free trapped oil and gas. The U.S. Forest Service is completing a 15-year management plan and soon will decide whether to permit this type of procedure.

What can we do to help sustain our beautiful forests? Many things: promote education by holding workshops and inviting speakers to your garden club or to community meetings; serving as a volunteer on a committee; writing articles on these subjects for your local newspapers; compiling booklets on forest preservation and distributing them to local community organizations. Join with them and work together to promote the conservation of our beautiful forests; apply for grants to help complete your projects; start a "Friends of County or Local Parks;" check websites, including "Re-Leaf," "Re-Tree," "Save Our Forests," and "Save Our Woods."

Our National Garden Clubs President, Linda Nelson, has initiated and endorsed

this very special environmental Two-Year Project called "Making A World of Difference—Choices Matters." Please check the NGC website www.gardenclub.org for details. This project is open to all state and local garden clubs in our organization.

—Phyllis Besch, *The Forest Chairman*,
NGC President's Project Committee

Landscape Design Schools

 As we look forward to spring, I encourage State Presidents to plan a Landscape Design School. The knowledge gained by your members will help them to make wise choices not only in their own landscape but in projects planned for their community. This past fall, LD Schools were successfully held throughout the country. Many varied topics of landscape design were covered providing information for our members to make that world of difference.

I encourage state Landscape Design Schools chairmen to submit their requests for events and approval of instructors in a timely manner. The earlier this can occur, the smoother the process will be accomplished. All the LDS forms list the chairman to whom they must be sent. Should a problem arise, please feel free to contact this chairman.

Though it is now past the December 31st deadline for 2013 NGC Awards applications to Bobbie Verser, NGC Awards Chairman, State Awards chairmen should consider all 2014 projects in their state that may be eligible for one of the many Landscaping and Landscape Design Awards offered by NGC. Information on these awards is found in the Fall 2013 issue of *The National Gardener*. Many may tie in with the theme of NGC President Linda Nelson.

—Jane S. R. Bersch, *NGC LDS*
Chairman, janebersch@aol.com



2014: Year of the Echinacea

Echinacea was chosen as the perennial for the National Garden Bureau's 2014 Year of program because of the vast assortment of flower colors and shapes available to today's gardener, but also because they are such an American staple. The classic flower shape continues to be a favorite in home and public gardens so it's time we highlight the history of the "tried and true" classics, as well as some of the newer varieties sure to please any home gardener.

History

The coneflower is a native to central and eastern North America and is a member of the Asteraceae family. Other flowers in the Asteraceae family include daisy, sunflower and aster. The name "Asteraceae" finds its origin from the Greek word for star. The main family feature is its composite flower type: Its capitula (flower head) is surrounded by involucre bracts. Most Echinacea blooms are oversized bright disks atop rings of downward-curving petals. The name "Echinacea" is also derived from the Greek word "echino," which means spiky or prickly, referring to the plant's floral center. The florets are hermaphroditic, with both male and female organs on each flower. Pollination occurs most often with the help of butterflies and bees.

Medicinal Uses

Besides its native landscape and prairie appeal, the herbal and medicinal use of Echinacea has been documented through the years. Herbalists use the roots/rhizomes and herbs of Echinacea to treat or ward off various infections and maladies. It offers a

general boost to the immune system, and has antidepressant properties. *Echinacea angustifolia* was used by Native Americans to soothe sore throats, headaches or coughs—symptoms of the common cold. They first saw the benefit of using Echinacea medicinally by observing elk that sought out the plant and ate it when wounded or sick. In the mid-19th century Echinacea was used as a pain reliever and increased in use as an herbal medicine through the 1930s in America and Europe.

Breeding Resurgence

Since its popularity as an herbal supplement has grown, many consumers may not be aware that Echinacea can be grown easily and enjoyed as a garden flower. Today, more and more gardeners are seeking out perennial plants as long-term investments that offer good value at an effective cost. Perennials are the building blocks of any home garden. Planting foundation beds of perennials



The National Gardener

Winter Issue - Jan-Feb-Mar

Will be mailed January 1

Spring Issue - Apr-May-June

Will be mailed April 1

Summer Issue - July-Aug-Sept

Will be mailed July 1

Fall Issue - Oct-Nov-Dec

Will be mailed October 1

Deadline
for the Spring Issue
Copy due by February 1, 2014

is a practice widely used by landscape designers as a way to provide multi-season color, texture, shape, and to reduce garden maintenance.

To supply this new demand for perennials, Echinacea has been one of the varieties seeing a significant growth in breeding activity. It remains a "top five" perennial in terms of retail sales. Several advances have produced plants that have set a new standard in compact-growing, well-branched Echinacea. Breeding trials have resulted in bringing free-flowering plants to market that overwinter successfully in cooler zones. Poor winter hardiness is a source of frustration with some gardeners. Historically, Echinacea with bolder color hues (red, yellow, orange) have been grown from tissue culture liners. This propagation can lack good winter hardiness and may not bulk up in size in subsequent seasons. However, recent breeding has developed seed-grown varieties selected specifically for their bold coloring and trialed for overwintering success to USDA Zone 4.

Echinacea in the Garden

You'll find wild-growing Echinacea in sunny, dry open woodlands and prairies. The plant prefers loamy, well-drained soil, but it is little affected by soil pH. Cultivated Echinacea offer reliable performance as a perennial plant under a wide variety of conditions. Echinacea can be propagated from seed or vegetatively using various techniques, such as division, basal cuttings, or root cuttings.

Echinacea is attractive to birds,

bees and butterflies making it a great choice for a pollinator-friendly garden. It is generally deer resistant. Because of their root structure, the plants are drought tolerant and can withstand heat and wind. Used in garden borders or backgrounds, Echinacea adds color and texture for a wildflower or prairie-style garden. For best visual impact, plant in masses. Deadhead florets to encourage further blooms. Echinacea flowers through the summer (June through August). Its seed heads can be left to dry on the plant to feed wild birds through the fall and winter. Echinacea plants will reseed in the fall, with new flowers growing the following season. Hardiness zones vary by variety, with a range from USDA Zone 4-9.

How To Grow

Echinacea are generally low maintenance. Plant in full sun, or light shade in hotter climates. Dividing every few years will keep them healthy. No additional fertilizing is necessary as heavy fertilization leads to tall, leggy plants that flop. Also, avoid over-watering as Echinacea prefer drier conditions once established.

While most home garden Echinacea is ornamental, it can be grown as a fresh or dried cut flower. Allow flowers to mature on the plant before harvesting. Dry by hanging upside down in a well-ventilated, dry area. Fresh Echinacea has a short vase life of seven days.

Pests and Diseases

Echinacea may be affected by slugs, Japanese beetles, Bacterial Leaf Spot, Powdery Mildew, or botrytis.

—National Garden Bureau



NGC Roster Changes

2013-2015 Board of Directors

Executive Committee

Regional Directors/Scholarship Committee
South Atlantic, Martha Morgan,
marthamorgan@twc.com

Nominating Committee

Pacific Region, Garnet Ascher,
garasch39@msn.com

Chairmen

Calendar Committee

International Affiliates, Gilda Apedole de Garcia,
c/o Santiago Garcia Hernandez, 809-A Savannah
Avenue, McAllen, TX 78503

Fall Board Meetings

Add: 2015 Fall Board Meeting Chairman, Judy
Sheets, 341 Sixth Street, Farmington, MO
63640-2321; judithansheets@gmail.com

Add: 2015 FBM Vice Chairman, Sue Reed, 1019
Cy Ann Road, Town & Country, MO 63017-8402;
smrzz@earthlink.net

Add: 2015 FBM Vice Chairman, Dottie Warren,
4329 Bellewood Drive, St. Louis, MO 63125

Environmental Concerns/Conservation Committee

Add: Native Bees/BeeGAP/Crown Bees
Coordinator, Debbie Skow, 1375 SW 174th St.,
Normandy Park, WA 98166-3462;
d.sk.1159@gmail.com

Gardens Committee

Therapy Gardens/Gardens for the Disabled,
Heather M. White

President's Project: 2013-2015 Committee

Add: Wildlife/Native Bees/ Crown Bees
Coordinator, Debbie Skow, 1375 SW 174th
St., Normandy Park, WA 98166-3462;
d.sk.1159@gmail.com

Strategic Planning Committee

Betsy Steele, Jls5@truvista.net

International Affiliates Activities Committee
International Affiliates Calendar Committee,
Gilda Apedole de Garcia, c/o Santiago Garcia
Hernandez, 809-A Savannah Avenue, McAllen,
TX 78503

Roster of State Presidents

Oklahoma Garden Clubs, Inc.
www.OklahomaGardenClubs.com

West Virginia Garden Clubs, Inc.
WVGardenClub.com

STATEMENT OF OWNERSHIP, MANAGEMENT AND CIRCULATION (Required by 39 U.S.C. 3685)

- Title of publication: The National Gardener
 - 0027-9331
 - Date of filing: October 15, 2013
 - Frequency of issue: Quarterly
 - Number of issues published annually: Four
 - Annual subscription price: \$6.50, (foreign, \$9.00).
 - Complete mailing address of known Office of Publication:
National Garden Clubs, Inc., 4401 Magnolia Ave., St. Louis,
MO 63110-3492; Contact person: Michelle Smith; Telephone:
314-776-7574
 - Complete mailing address of Headquarters: Same as above
 - Full names and addresses of publisher & editor, etc.: Publish-
er: Same as above
Editor: Susan Davidson, 102 South Elm, St. Louis, MO 63119;
Managing editor: none
 - Owner: National Garden Clubs, Inc., 4401 Magnolia Av-
enue, St. Louis, MO 63110-3492
Linda G. Nelson, President, 543 Lakefair Place N., Keizer, OR
97303-3590
 - Known bondholders, mortgages, etc.
None
 - (1) Has not changed
 - Publication Title: The National Gardener
 - Issue Date for Circulation Data: Fall 2013 (Oct-Nov-Dec)
 - Average No. Copies No. Copies of 2010 Single Issue
Published Nearest to Filing Date
- | | | |
|-----|----------------------------------|--------|
| A. | 16,601 | 16,591 |
| B1. | 412 | 418 |
| B2. | 10,001 | 10,102 |
| B3. | 0 | 0 |
| B4. | 350 | 350 |
| C. | 10,763 | 10,870 |
| D1. | 5,586 | 5,501 |
| D2. | 0 | 0 |
| D3. | 0 | 0 |
| D4. | 0 | 0 |
| E. | 5,586 | 5,501 |
| F. | 16,349 | 16,371 |
| G. | 252 | 220 |
| H. | 16,601 | 16,591 |
| I. | .66 | .66 |
| 16. | Winter 2014 | |
| 17. | Michelle Smith, October 15, 2013 | |

Landscape Design Schools

Course I

Madison, WI April 15-16
State Chairman: Gretchen Vest, 262-338-6645

Course II

Fulton, MO March 19-21
State Chairman: Linda Houston, 4525 Sun Meadow Road, Fulton, MO 65251; 573-642-9419; unity_4_every1@yahoo.com

East Brunswick, NJ April 15, 16 & 18
State Chairman: Peggy Koehler, 651 Leah Court, Bridgewater, NJ 08807; 908-526-1309, cell: 908-705-0723; koehlerpeggy@yahoo.com

Ann Arbor, MI April 30-May 1
State Chairman: Terry Harding, 6287 Summit Ct., Traverse City, MI 49686; 231-947-0568; cell: 231-735-4315; wsharding@chartermi.net

Course IV

Baton Rouge, LA January 29-30
State Chairman: Clara Earl, P.O. Box 45504, Baton Rouge, LA 70895-4504; 225-924-6429; clarae2003@yahoo.com

Bowling Green, KY March 12-14
State Chairman: Martha Morgan, 1909 Harvey Ave., Bowling Green, KY 42104; 270-781-5695; marthamorgan@twc.com

Kearney, NE March 28-29
State Chairman: Alice Hemsath, 110 E. 39th Street #E1, Kearney, NE 68847; 308-224-3771; dhemsath@charter.net

Morgantown, WV May 14-16
State Chairman: Donna L. Davis, 304-684-3136; cell: 304-299-1503

Helena, MT May 16-18
State Chairman: Mary Olsen, 15 Doe Lane, Townsend, MT 59644-9652; 406-266-5695; wimolsen@mt.net

Tri-Refresher

ESS, GSS, LDS

West Palm Beach, FL January 29-30
Event Chairman: Barbara Hadsell, 6506 Sandi Lane, Greenacres, FL 33467; 561-439-4607; barbarahadsell@cs.com

Glendale, CA June 6 & 9
Event Chairman: Julie A. West, 850 Grandview Road, Sebastopol, CA 95472-2390; 707-829-9342; JulieAWest@aol.com

Ireland June 17-26
Event Chairman: Bonni Dinneen, 978-455-0875

Flower Show Symposiums

Monterrey, N.L. México January 30-31
Registrar: Elva C. de Hernandez, Einstein 2563, Colonia Contry La Silla, GPE., N.L., México; phone: 818-357-5236; elva.cortez@yahoo.com

Albuquerque, NM March 1-2
Local Registrar: Peggy Atencio, 975 Antelope Ave. NE, Albuquerque, NM 87122; 505-856-1326; AtencioDegasper@comcast.net

Pensacola, FL March 4-5
Local Registrar: Judy Keliher, 1299 Fort Pickens Road, Unit 17, Pensacola Beach, FL 32174; 850-484-9172; MrMrsJFK@aol.com

East Windsor, NJ April 8-9
Local Registrar: Jane Bersch, 609-654-6580

Rochester, NY June 2-4
Local Registrar: Lucy Volland, 228 Athens Blvd., Tonawanda, NY 14223-1602; 716-833-0494

Durham, NC June 15-17
Local Registrar: Jinny Marino, 16104 Morehead, Chapel Hill, NC 27517-8480; 919-969-0022; jinny1@nc.rr.com

Houston, TX June 17-19
Local Registrar: Jody Rogers, 5910 Effingham Dr., Houston, Texas 77035-4144; 817-488-7789; rojjody@att.net

Cincinnati, OH July 8-9
Local Registrar: Jeri Timon, 729 Lullaby Court, Cincinnati, OH 45238-4819; 513-451-4247; ja_timon@fuse.net

Great Falls, MT July 9-10
Local Registrar: Elaine Dow, 406-788-4190

Auburn, CA August 3-5
Local Registrar: Shane Looper, 650-871-0172

Wilsonville, OR August 26-27
Local Registrar: Georgia Zahar, 1540 Flintridge Avenue, Eugene, OR. 97401-1709; 541-686-8397; gzahar@comcast.net

Cadillac, MI August 27-28
Local Registrar: Lynn Dinvald, 6802 Springbrook Drive, Kalamazoo, MI 49004; 269-343-3827; ydoublelne@aol.com

West Salem, WI September 12-13
Local Registrar: Carol Catlin, W5447 Mielke Road, Menasha, WI. 54952-9737; 920-739-1983; crcat34@gmail.com

Burlington, VT October 21-23
Local Registrar: Jane Murphy, 5 Driftwood Lane, Burlington, VT 05408; 802-862-6067; jmurphyvt@comcast.net

Flower Show Schools

Course I

Greenville, SC January 29-31

Registrar: Marguerite Warren, 864-288-5118

Eugene, OR March 4-6

Registrar: Linda Rettig, 3010 N.W. Taft, Corval-

lis, OR 97330; 541-862-7090;

rettigl@comcast.net

Memphis, TN March 18-20

Registrar: Amelia Wilkes, 1712 Westlake Rd.,

Dyersburg, TN 38024; 731-285-7877;

wilkesja@cableone.net

Reading, PA May 20-22

Registrar: Jane Centrella, 1965 Yarnall Road,

Pottstown, PA 19464-1626; 610-906-0923;

RayJane8585@yahoo.com

Course II

Livermore, CA February 5-7

Registrar: Mona Dunlop, 6888 Duke Ct., Dublin,

CA 94568-2104; 925-828-3006;

mdunlop@pacbell.net

Canton, OH March 26-28

Registrar: Shirley Wigginton, 5267 Broadview,

NE, Louisville, OH 44641; 330-268-9931;

swigginton@neo.rr.com

Course III

Richmond, VA March 3-6

Registrar: Glynis Hopkins, 1030 North Fork

Rd., Bedford, VA 24523-3904; 540-586-9655;

ghopkins13@msn.com

Course IV

Palos Verdes Peninsula, CA . . . January 6-8

Registrar: Gloria Aminian, 7405 Eliso Court,

Bakersfield, CA 93309-2306;

661-833-8176; gaminian@bak.rr.com

Phoenix, AZ March 13-15

Registrar: Joyce Girvin, 70 Canyon Road,

Sedona, AZ 86351; 928-284-4263;

joycegirvin@aol.com

Jacksonville Beach, FL March 24-26

Registrar: Rosemary Anthony, 5218 Antares

Ct., Atlantic Beach, FL 32233; 904-246-9737;

Stephanie@Solids.com

Tacoma, WA April 1-3

Registrar: Joan Hanson 3146 N. Ferdinand

St. Tacoma WA 98407-4018; 253-752-5687;

joanyhanson@comcast.net

Oak Hill, WV April 24-26

Registrar: Kay Allen, 304-574-6079

Acapulco, México April 28-30

Contact: Esther P. de Salinas, Risco #254,

Pedregal de San Angel, México D.F. 01900,

México; 52-55-5568-8521; estherp@tedito.com

Gardening Study Schools

Course I

Lafayette, LA January 9-10

Local Chairman: Carrie Martin, 123 W. 19th

Ave., Covington, LA 70433; 985-893-3285;

mart3285@bellsouth.net

Boylston, MA April 3-4

Local/State Chairman: Linda Jean Smith, 23

Bentley Lane, Chelmsford, MA 01824; 978-

256-3101; lindajean.smith@comcast.net

Course III

Luther, IA April 3-4

Local/State Chairman: Gretchen Triplett, 1824

Ferndale Ave., Ames, IA 50010;

515-232-8300; gretchen.triplett@gmail.com

Course IV

Niles, MI April 21-22

Local Chairman: Bobbie Quick, 2442 Dick

Street, Niles, MI 49120-9362; 269-684-7772;

bquick50@gmail.com

Weldon Springs, MO June 17-20

Local/State Chairman: Pat Schnarr, 943 Hem-

ingway Lane, Weldon Springs, MO 63304;

314-488-5316; wpwpat@yahoo.com

Environmental Studies Schools

Course I

Deer Creek Lake State Park, The Discovery

Center, Swanton, MD April 3-4

School Chairman: Linda Harris, 3252 Walnut

Bottom Rd., Swanton, MD 21561;

301-453-3293; lindaharris355@aol.com

Course II

Derwood, MD (NCA) January 14-15

Local/State Chairman: Lydia Barbour, 717

Kings Lane, Fort Washington, MD 20744; 301-

203-6696, cell 703-282-8924;

lydiabarbour@hotmail.com

Course IV

Groesbeck, TX February 11-13

State Chairman: Linda Whetsell, 1114

Queenspark Drive, Tyler, TX 75703; 903-561-

2081; lindajoewhetsell@gmail.com

For additional information on course listings, including instructors, designers and course topics, please see the NGC website: www.gardenclub.org

The Cornell Weed Garden

If you're looking for an unusual tourist spot, consider Cornell University's garden of "weediness."

The Cornell Weed Garden is a scientific utopia that features 85 of the Northeast's most tenacious, loathsome and frustrating plants known to farmers and home gardeners, but sometimes surprisingly tasty to naturalists.

"Students appreciate hands-on learning, and the Cornell Weed Garden is experiential," says Antonio DiTommaso, associate professor of weed ecology and management in crop and soil sciences at Cornell. "Students in my weed science course are expected to know about 90 weeds, including from seeds for the more common species. Rather than just learn in a classroom or from a textbook, they can appreciate and see firsthand the diversity, the shapes, sizes, characteristics—so that one day they can use this knowledge to better manage these troublesome plants."

The weed garden sits on a large plot behind Cornell's Muenscher Laboratory greenhouses. The garden was developed and built by DiTommaso and Kathy Howard, a crop and soil sciences teaching support specialist. This living laboratory not only serves Cornell's undergraduate students from several majors, but also pest management scientists, agricultural industry professionals, natural areas managers and even high school biology students. Cornell's veterinary students employ the garden in their poisonous plants class.

Why learn about weeds? Even with best

management practices, farmers and home gardeners spend more than \$12.5 billion annually on pesticides. The United States used 1.1 billion pounds of pesticides in 2007—about one-fifth of the world's estimated 5.2 billion pounds, according to the EPA. The U.S. agriculture sector consumed about 80 percent of all U.S. pesticides, with herbicides accounting for more than 70 percent of this total.

It resembles many typical, well-tended home gardens: it's rife with wild parsnip, poison hemlock, yellow nutsedge, common ragweed and field horsetail. Before the plants were added, formal trenches were dug and lined with 15-gallon plastic pots to

prevent the weeds from spreading. Drip irrigation reaches every weed, allowing them to thrive.

You don't have to hate weeds, says DiTommaso. Sometimes, weeds can help restore depleted soils, and some are safe as salad greens, such as common purslane, common lambsquarters and common chickweed.

Many, of course, are not edible, such as poison hemlock, the leafy spurge, which exudes a white sap when branches or leaves are cut, and the highly invasive field horsetail, poisonous for young

horses, which is so tenacious, that even the widely used herbicide Round-Up™ cannot control it.

Other plants, such as johnsongrass, which resembles a tall grass, and the showy but weedy annual morning glory (*Ipomoea* spp.) are a concern, says DiTommaso, because they may proliferate in the Northeast with climate change.

As DiTommaso often says: "Weeds are diverse. You can love them, you can hate them, but sometimes you can eat them."

—<http://weedecology.css.cornell.edu>



Ragweed

Elements of Container Gardening

Chanticleer Celebrates 100 Years

Part two of two articles defining the Elements of Design through the study of container gardening at Chanticleer: A Pleasure Garden, in Wayne, Pennsylvania

Chanticleer is a pleasure garden. Its various rooms exist, entrance, arrest, and ultimately remain as a celebration of the senses. A brief view into the heart of the garden can be enjoyed online at: http://www.chanticleergarden.org/garden_guide.html.

This year it celebrates 100 years of existence as forty-seven acres of a private estate on the Main Line of Philadelphia's great and wealthy western suburbs. As a designed collection of garden rooms, it dates only to the mid 1990s. Twenty years of collaboration by the professional gardeners on staff have focused attention on the Art of Horticulture in ways seldom

recognized by nature.

The Rosengartens—father and son—would not recognize anything more of their homestead than the lawns, terraces and trees. The recent accession of so many precious and semi-precious horticultural gems and jewels has added a luster to the estate that they could scarcely imagine. The sparkle and twinkle by day and night of the many treasures on display are highlighted in the collection of containers lavished on the patios, scattered helter-skelter in the lawns, and spotlighted on the terraces.

Throughout the Renaissance, European royalty placed collections of curiosities and art in rooms described as cabinets: behind glass, separated by frames, defined by labels, articulated by wires, and segregated by newly defined classes, genus and species. The Germans called them *Wunderkammer* or "Rooms of Wonder."

These collections included unique examples of geology, bits of archaeology, costume fragments, historical ephemera, religious relics, paintings, and botanical specimens from the ends of the earth. With the attempt to encompass the entirety of creation in a box filled with theatrical wonderment, these cabinets were microcosms of world culture from



The containers that surround the pool are always designed to play with the high color of the aquamarine of the water. The jewel-like setting increases the importance of brilliant blooms and shimmering textures.



Proper placement of containers and focus on feature elements leads the eye and invites the visitor to walk the path to the Tea Cup Garden. The design is all about arrival, transition, and destination.

the mind and ego of the collector. These collections were the forerunners of today's art galleries, natural history museums and botanic gardens.

The very definitions of art and art appreciation came out of the comparative displays found in these royal collections. Somehow, since the 15th century, the horticultural wonders of the world have become separated in our minds from the High Art of sculpture, painting, music and

Art back into our perspective.


The Chanticleer collections are pure horticultural genius. In its myriad settings, the garden leads the visitor to appreciate both the art of the miniature and the pageantry of the grand vista.

The container collection in the gardens in Wayne, Pennsylvania, at Chanticleer: A Pleasure Garden transcends the world of botanic gardens and challenges us to view them with an artist's loupe. With the use

even writing. In its accumulation of botanical specimens, Chanticleer has finally brought the

Spring colors play across an arrangement of varied leaves, blooms, buds and containers. The composition builds on the combined strength of horticultural knowledge and freedom to experiment.





Times of day are marked by different emotions as the sun rises over the patio outside the dining room. The smudge of hanging green baskets and groupings of containers are mysteriously undefined. At noon, the varied elements become recognizable and individualistic.

of the Elements of Design, we can see the world of pleasure gardening as another means to an artistic end.

In this particular article the Elements are defined as: Line, Form, Texture, Mass, Color, Space, Light, and Time. Previously, the first four have been dissected and illustrated. What follows is the completion of the elementary analysis of container art as practiced at the fountainhead of wondrous botanical design: Chanticleer Gardens.

COLOR provides the gardener's world with all the elements of theatrical splendor. From musical comedy through high opera, from slapstick and pratfalls on to Shakespearean heights, color introduces the life's blood of container gardening. At Chanticleer, the containers provide all of the

highlights of human pathos, ethos and eros as the plants pull on the colorful costumes provided by the talented Mother Nature.

Walk to the ruin garden and peek into the library and its display of small planting pockets. The books scattered around the floor remind the viewer of the history of western civilization at the same time as they point to the guiding hand of the horticultural designer. Color here is tightly controlled and very natural. At other points in any visit to Chanticleer and throughout different times of day, color is vibrant and startling, bravura and daring or elegiac and contemplative.

A walk through the container collections illustrates how colors are used in monotone, binary or hybrid combinations. Artists at Chanticleer work with elaborate collections



of plants that are monochromatic, complementary or analogous in color composition. Chroma, hue, saturation, and intensity are all considered in the finished product of truly original and great container gardening. Roosters are red. Violets are blue. Containers are creative. You can be too.

Since the gardens are displayed across 35 well-groomed acres, the question of **SPACE** is defined by variety, seasonality and theme. Any homeowner can integrate smaller spaces and fewer containers by the same divisions. Walks through a garden can be speeded up, slowed, or absolutely arrested by the proper placement and interrelationship of containers. The true art and the professional creativity is not so much in the understanding of the plastic reality of things but the negative nothingness between them. Containers at Chanticleer are given room to breathe or are striking against a colorful background hedge as exclamation points. Containers

on the terraces either pull you through or stop you dead by the use of spaces that surround them. Placement of paired chairs is ubiquitous. Chairs and containers go together but only in combinations of two and three respectively. The ultimate relaxation in this or any garden is the ability to enjoy it from the deep recesses of mind's eye and the comfort of the seat.

As the sun makes its daily transit of Chanticleer, the gardens change. **LIGHT** is a well-considered character in the garden's daily drama. Knowing when, where and how the sun moves over a container collection



This collection of five photos of the Water Basin on the Terrace was taken over the span of ten years. Time moves slower when seated in the chairs surrounding it.

and the space surrounding it can define and refine the design.

Pockets of transient beauty are picked out as if by a spotlight for the well-trained eye. Morning sunrise and evening sunset are points of entrance and egress that the professionals use to enhance placement and selection of color. In your own garden, place groupings of containers to capture that limpid pool of watery glow as the sun rises over your morning coffee. In the chiaroscuro of high noon on the patio, select those plants for those containers that sing the loudest and dance the most extravagantly. In the moonlight by a bedroom or quietly after dinner, select the silvers and golds most easily picked out and enjoyed with the reverie of day's end.

Mystery abounds when the absence of light encourages a shade container of silvers and blacks. Fireworks explode with *Crocasmia*, *Agapanthus*, and *Filipendula* in the brilliance of an afternoon on the terrace. And the absence of plants can be reinforced by the play of light: In the Tea Cup Garden at Chanticleer, specially tinted, green water sparkles out in a constant trickle from the central rock-like vessel. A large cauldron at the top of the Gravel or Mediterranean Garden reconnects the visitor to our cultural heritage from Greek, Roman and Middle-Eastern ancestors.

The argument to include **TIME** as one of the most important elements of container

design goes to the very core of what every gardener understands as a universal truth: gardens age over the course of an hour, a day, a month or a life. Gardeners understand that true practitioners of the art expect the differences Mother Nature builds into any transient collection of plants. The best gardeners anticipate Mother's additions or caprices. True gardeners start the job that only she can finish.

At Chanticleer, nothing can be more ephemeral or more lasting in the gardener's collection of experiences than the current day's arrangement of cut specimens in the water basin on the terrace. Every day one or another of the Master Gardeners gets the honor of selecting that day's prime examples of seasonality in Chanticleer's many rooms. If you speak to that particular gardener, you will learn a back story of the reasons behind that day's cuttings. The Rooster crows at the crack of dawn just as the gardener is selecting the plants most exemplary of time, season, beauty, wonder, color, uniqueness, or memory for the water basin on the terrace.

When you visit Chanticleer, sit in the chairs that surround the terrace basin. Wait a moment in silence as the world catches up to you. Close your eyes and consciously relax. When you open them again, focus on the sparkling bits of horticulture immediately in front of you. Make up your own story using all of the Elements of Design in the artistic arsenal. Capture your story in a setting displayed in your own horticultural *Wunderkammer*. Preserve the memory of your thoughts in the context of design elements in the gardens of your life. When

An intimate space on the terrace is shared by empty vessels and collections of tropicals.



considering your next collection of containers, use any or all of the plants to be displayed to effect a change, or plant another artistic seed that will set you on a new and esthetic life's course.

Make use of the elements of design in planning a container garden: Line, Form, Texture, Mass, Color, Space, Light, and Time. Allow those elements of design to preserve Mother Nature's precious gifts as a flower cast in amber. The ages will only further burnish the glow of remembrance that is the true art and elements of gardening.

—**Kirk R. Brown** (*author, horticulturist, designer and international lecturer*) is executive officer for Garden Writers Association. He and his recreations of John Bartram and Frederick Law Omlsted appear at international conferences and symposia with motivational keynote presentations and dozens of unique lectures. He has taught fourteen units of the Landscape Design School's certification programming. His landscape designs have won awards from PPA, PHS and PLNA while his message of Sustainability carries through all of his design, business, dramatic and horticultural communications. He can be read at www.JohnBartramLives.com.



A container can be an exclamation point in a lush border planting.

National Flower Arrangers

Sponsors

The NGC Design Banquet

May 2, 2014

“Designing with Jim”

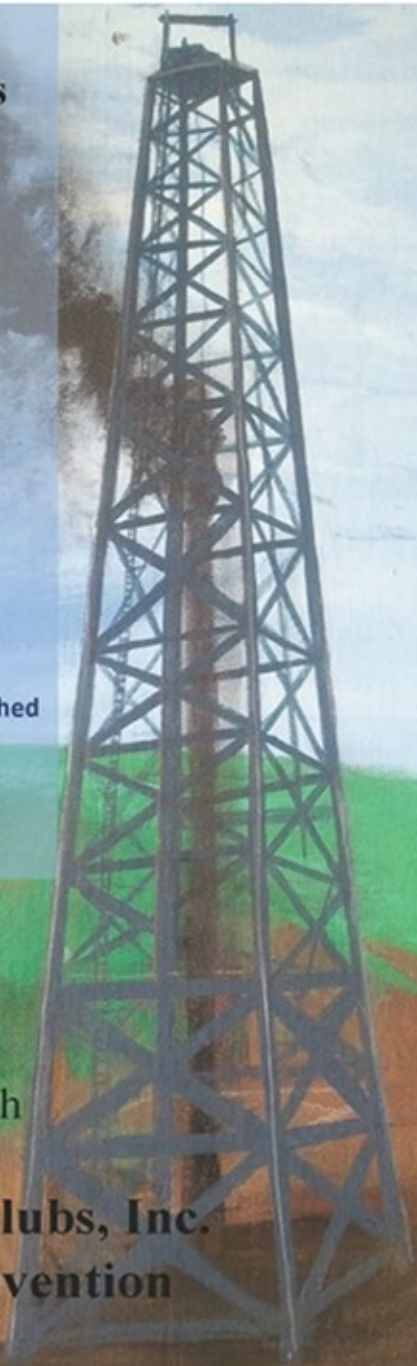


James L. Johnson, AAF, AIFD, TMFA Distinguished
Lecturer Emeritus
Department of Horticultural Sciences
Texas A&M University

Oklahoma

Black Gold & Red Earth

National Garden Clubs, Inc.
2014 Convention





*Feeding Frosty
Don't give Frosty
hot cocoa, he'll melt.*

An Exhibition Table, Type 1 design using Gerbera daisies, hydrangeas, painted palm fronds, and grapevine balls. The designer is Dee Mozzochi, Westbrook, Connecticut, a member of Creative Arrangers of Connecticut. Photographer is Cheryl Collins.