




# ENTERING THE FLOWER SHOW

---

A STEP BY STEP  
GUIDE

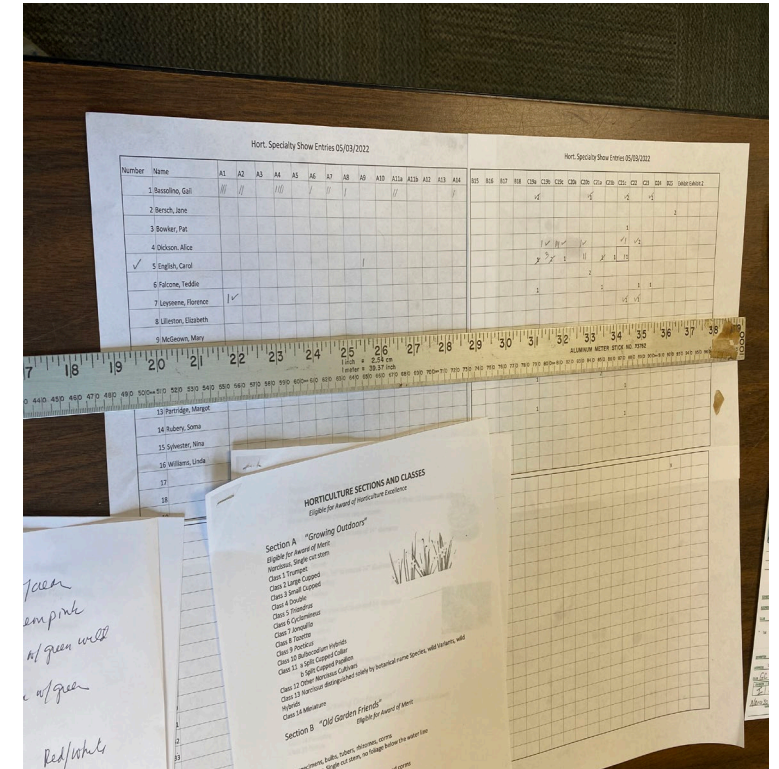
# REGISTRATION



Bring your entries along with your entry card to the registration desk.

All exhibits will be recorded and given an entry number.

Be sure to fill out your entry cards ahead of time with the binomial name, class you are entering, and your address.



# Classification

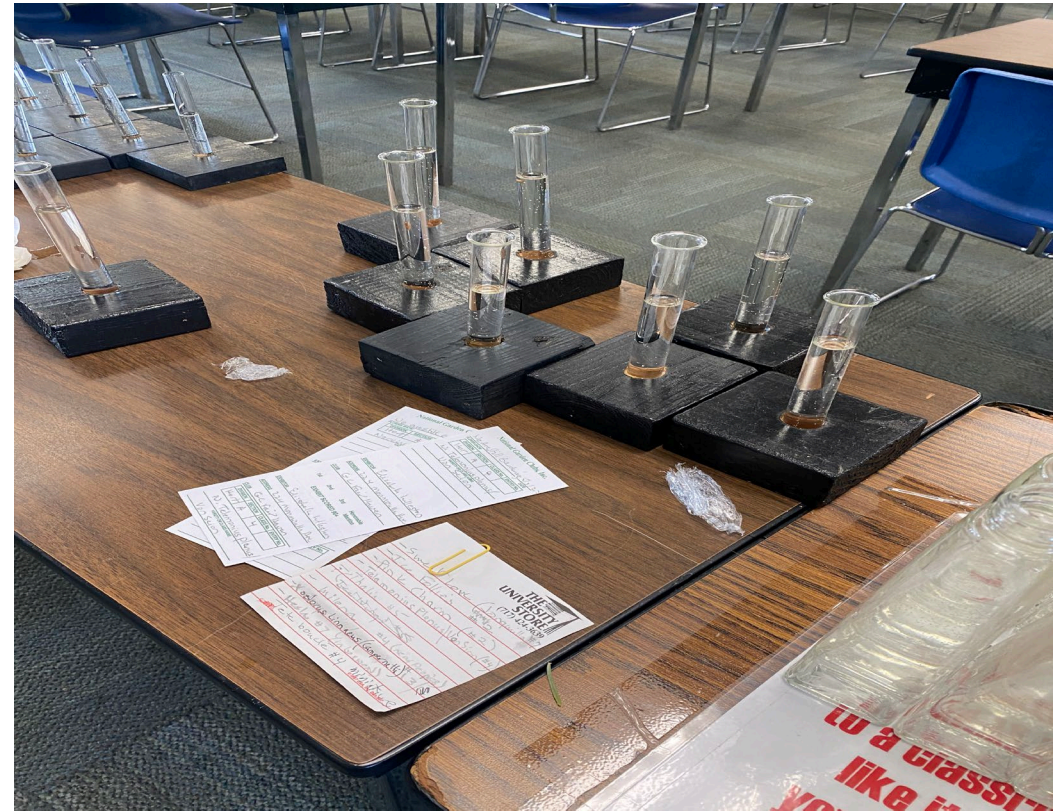
---

The classification committee will check your entry card to be sure all of the information is correct.

They will look at the class number to be sure you are entering in the appropriate class.

They check for the binomial name and to see if it is correctly written.

They may disqualify a specimen that is unhealthy.



# Staging and wedging cut specimens

---

You are responsible for placing your exhibit in the appropriate container if it is a cut specimen.

The committee may provide containers or the schedule may require you to bring your own.

Use required wedging to give your specimen the best pose in the container.

Be sure to add water.



# Placement for Horticulture exhibits

---



The placement committee will bring your exhibit to the correct area for the class.

They will be sure your entry card is visible to the judges.

The Horticulture committee may subdivide the classes if there are three or more specimens that are alike and are all of good quality



# Design class placement

---

Pre-registration is required and designers are assigned specific places by the committee.


The exhibitor places their design and makes the final touches.

Classification determines that the design passes requirements.

The exhibitor leaves the show area.



# Ready for judging



# Judges

---

A panel of three judges is assigned specific sections and classes.

They discuss the qualities of the exhibits and determine if a ribbon is to be awarded.

They give their helpful comments to the clerks and mark the entry cards with the award placement





# Clerks

---

Clerks are assigned to a panel of judges.

They write down the judges comments to be displayed at the show while keeping a low profile.

They place the ribbons on the appropriate exhibits as indicated by the judges.

They make sure all entries have been judged.



# Top exhibitor awards are placed.

---

If an NGC Top Exhibitor Award was offered, the panels of judges decide on the winner.

The winning exhibit must be the highest scoring blue ribbon winner, scoring 95 or above, meet all the requirements of the section, class and division.



